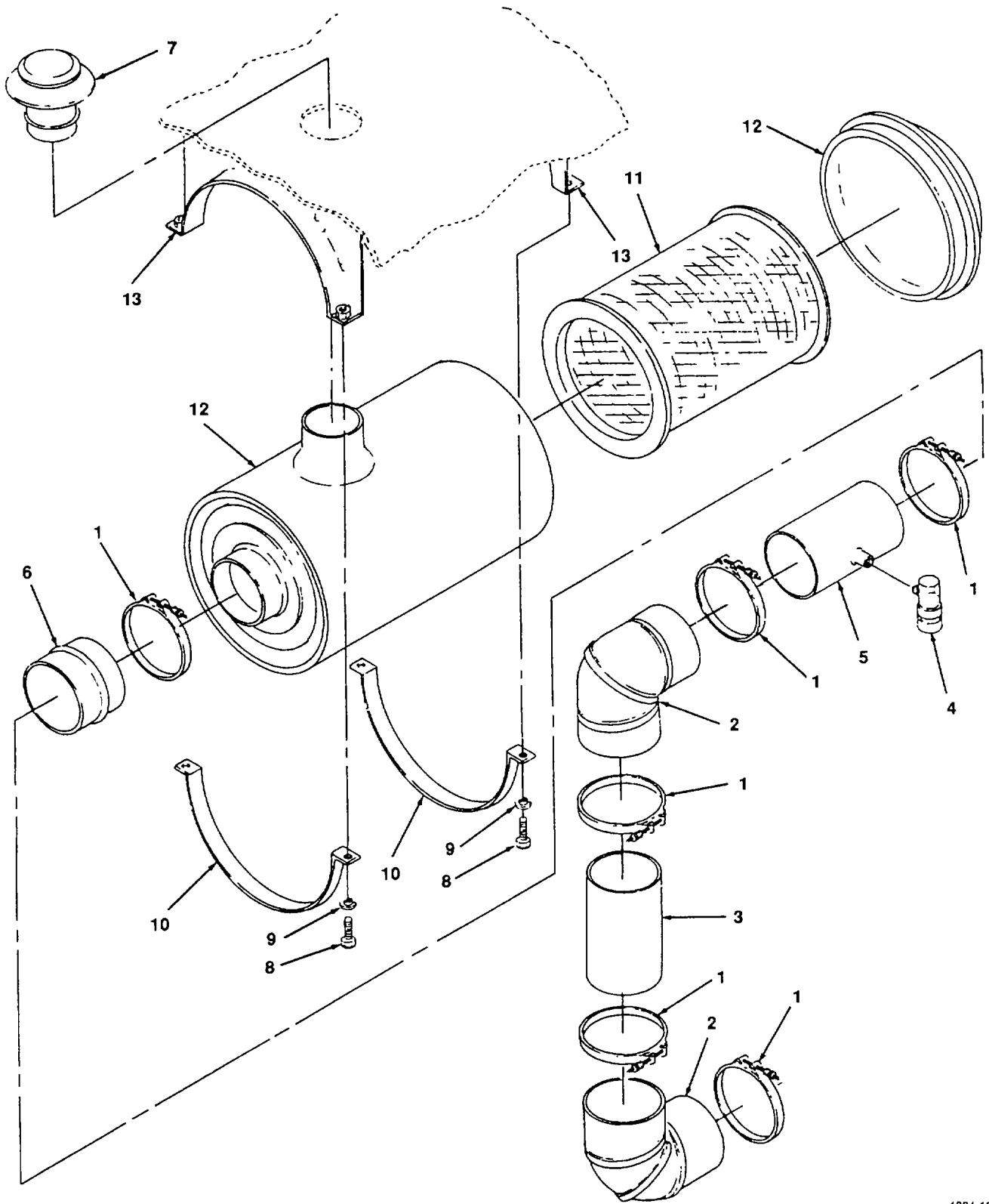


Figure 102. Water Filter Hoses and Clamps.

(1) ITEM NO.	(2) FSCM	(3) PART NUMBER	(4) DESCRIPTION AND USABLE ON CODE	(5) QTY
			GROUP 18 ENGINE GROUP, DIESEL	
			FIG. 102 WATER FILTER, HOSES & CLAMPS	
1	15434	258265	FILTER, WATER ASSEMBLY	1
2	15434	3305371	ELEMENT, FILTER	1
3	15434	204163	HEAD, FILTER	1
4	15434	3010596	CAPSCREW, CAPTIVE, 3/8-16 X1 1/4 IN LONG	4
5	15434	3016190	CLAMP, HOSE	4
6	15434	3016187	HOSE, PLAIN	2
7	15434	179901	VALVE, SHUTOFF	2
8	15434	180221	ADAPTER, PLAIN PIPE	1
9	15434	70470	ELBOW	2
10	15434		ELBOW	2
11	15434	3031126	CAPSCREW, CAPTIVE	2
12	15434	109594	WASHER, FLAT	2
13	15434	211448	BRACKET	1
			END OF FIGURE	



4834-103

Figure 103. Air Cleaner

(1) ITEM NO.	(2) FSCM	(3) PART NUMBER	(4) DESCRIPTION AND USABLE ON CODE	(5) QTY
			GROUP 18 ENGINE GROUP, DIESEL	
			FIG. 103 AIR CLEANER	
1	15434	125741	CLAMP, TEE BOLT	6
2	15434	3014244	HOSE, ELBOW, RUBBER	2
3			TUBE, 5 IN	1
4			INDICATOR, RESTRICTION (NSN 6685-00-179-8632)	1
5			TUBE, 5 IN	1
6	15434	103808	HOSE, HUMP	1
7	15434	3030790	CAP, AIR CLEANER	1
8	96906	MS90725-40	SCREW, HEX, 5/16 X 2 IN	4
9	96906	MS35338-45	WASHER, LOCK, 5/16	4
10	51225	57-0262-2	STRAP, LOCK	2
11	15434	3022209	ELEMENT, AIR CLEANER	1
12	15434	3022211	CLEANER, AIR	1
13	65125	57-0262-1	PLATE, MOUNTING	2
			END OF FIGURE	

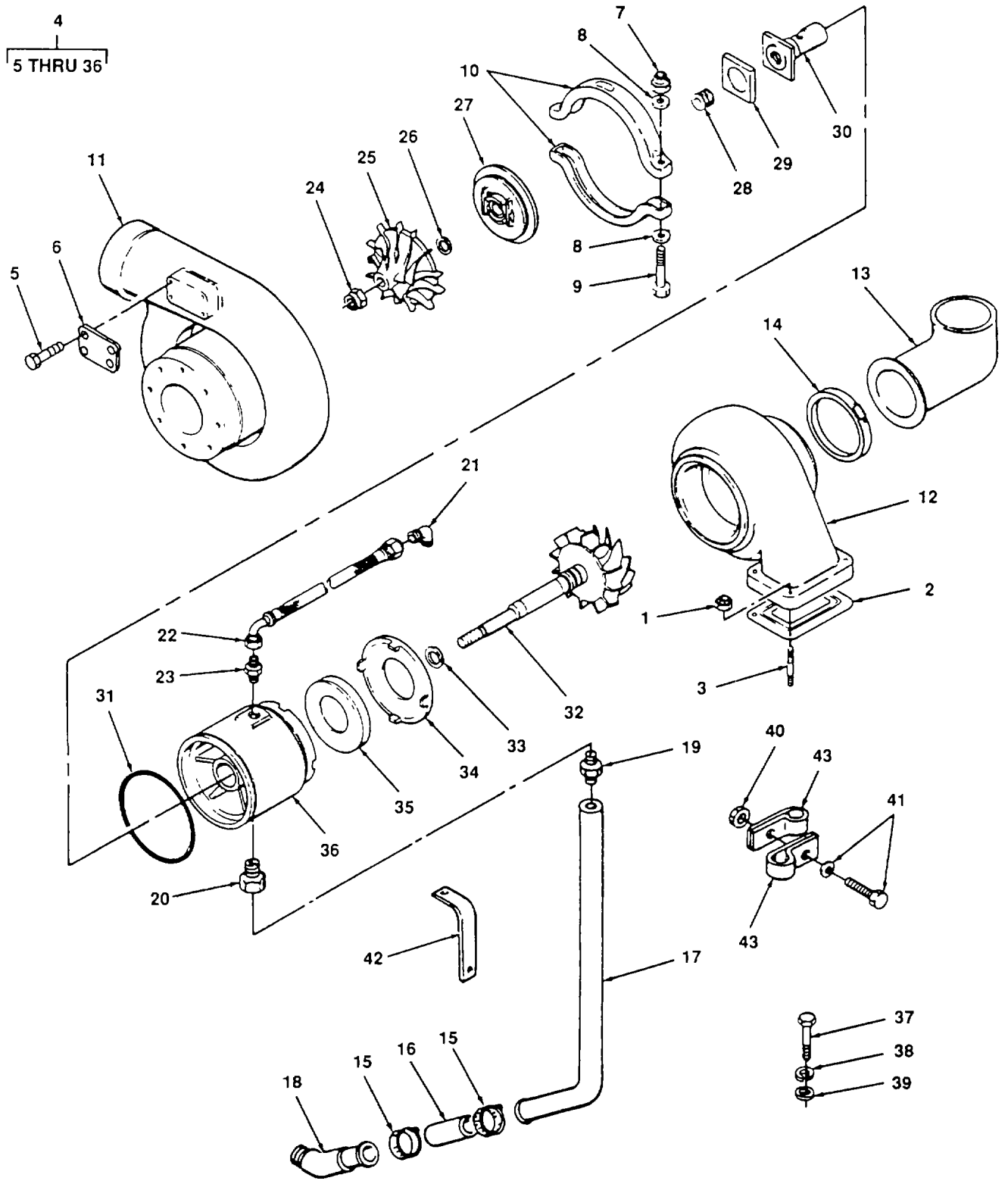


Figure 104. Turbocharger Assembly.

## SECTION II

TM 55-2210-224-24P

(1) ITEM NO.	(2) FSCM	(3) PART NUMBER	(4) DESCRIPTION AND USABLE ON CODE	(5) QTY
			GROUP 18 ENGINE GROUP, DIESEL	
			FIG. 104 TURBOCHARGER ASSEMBLY	
1	15434	219138	NUT, LOCK	4
2	15434	190849	GASKET, EXHAUST COLLECTOR	1
3	15434	3010915	STUD	4
4	15434	3036309	TURBOCHARGER ASSEMBLY	1
5	15434	S-2286	SCREW, DRIVE	4
6	15434	3011088	NAMEPLATE	1
7	15434	167299	NUT, LOCK	2
8	15434	S-631	WASHER, FLAT	4
9	15434	194010	SCREW, HEX-HEAD CAP	2
10	15434	3034720	CLAMP, V-BAND	2
11	15434	3026993	HOUSING, COMPRESSOR	1
12	15434	210250	HOUSING, TURBINE	1
13	15434	190351	ADAPTER, EXHAUST	1
14	15434	186917	CLAMP, V-BAND	1
15	15434	43828-A	CLAMP, HOSE	2
16	15434	3035174	HOSE, FLEXIBLE	1
17	15434	3022867	TUBE, TURBO OIL DRAIN	1
18	15434	3003536	ELBOW, TURBO OIL RETURN	1
19	15434	3014354	CONNECTOR, MALE	1
20	15434	3022865	CONNECTOR, FEMALE	1
21	15434	68645	ELBOW, MALE ADAPTER	1
22	15434	209958	HOSE, FLEXIBLE	1
23	15434	186918	ADAPTER, EXHAUST MANIFOLD	1
24	15434	3034304	NUT, LOCK	1
25	15434	3031980	IMPELLER	1
26	15434	156444	SEAL	1
27	15434	216804	SUPPORT	1
28	15434	216802	SLEEVE	1
29	15434	170510	INSERT, BEARING	1
30	15434	156240	BEARING	1
31	15434	202456	O-RING	1
32	15434	3032835	SHAFT, W/WHEEL	1

(1) ITEM NO.	(2) FSCM	(3) PART NUMBER	(4) DESCRIPTION AND USABLE ON CODE	(5) QTY
			FIG. 104 TURBOCHARGER ASSEMBLY (CONT)	
33	15434	3034736	SEAL, RING	1
34	15434	171570	SHIELD, HEAT	1
35	15434	202377	PACKING, INSULATION	1
36	15434	202376	HOUSING, BEARING	1
37	15434	S-107	SCREW, HEX-HEAD CAP, 5/16-18 X 3/4 IN LONG	3
38	15434	S-605	WASHER, LOCK 7/32	3
39	15434	S-626	WASHER, FLAT	3
40	15434	S-221	NUT, HEX 5/16	2
41	15434	3013904	CAPSCREW, CAPTIVE	1
42	15434	69465	CLIP	1
43	15434	108722	CLIP	2
			END OF FIGURE	

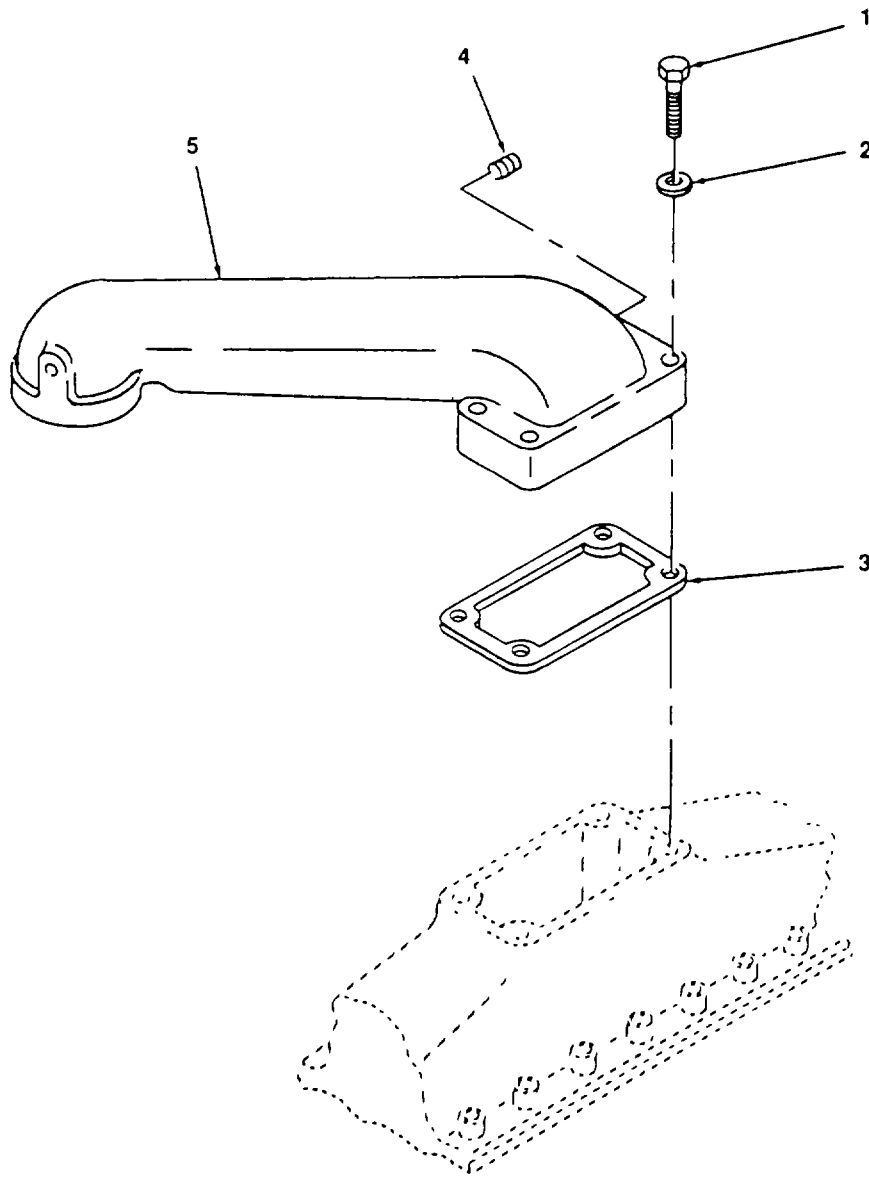


Figure 105. Air Crossover



(1) ITEM NO.	(2) FSCM	(3) PART NUMBER	(4) DESCRIPTION AND USABLE ON CODE	(5) QTY
			GROUP 18 ENGINE GROUP, DIESEL	
			FIG. 105 AIR CROSSOVER	
1	15434	S-103-D	SCREW, HEX-HEAD CAP 3/8-16X1 1/4 IN LONG	4
2	15434	S-679	WASHER, FLAT	4
3	15434	216487	GASKET, AIR CROSSOVER	1
4	15434	70295	PLUG, PIPE: 1/8	1
5	15434	3018686	CONNECTION, AIR CROSSOVER	1
			END OF FIGURE	

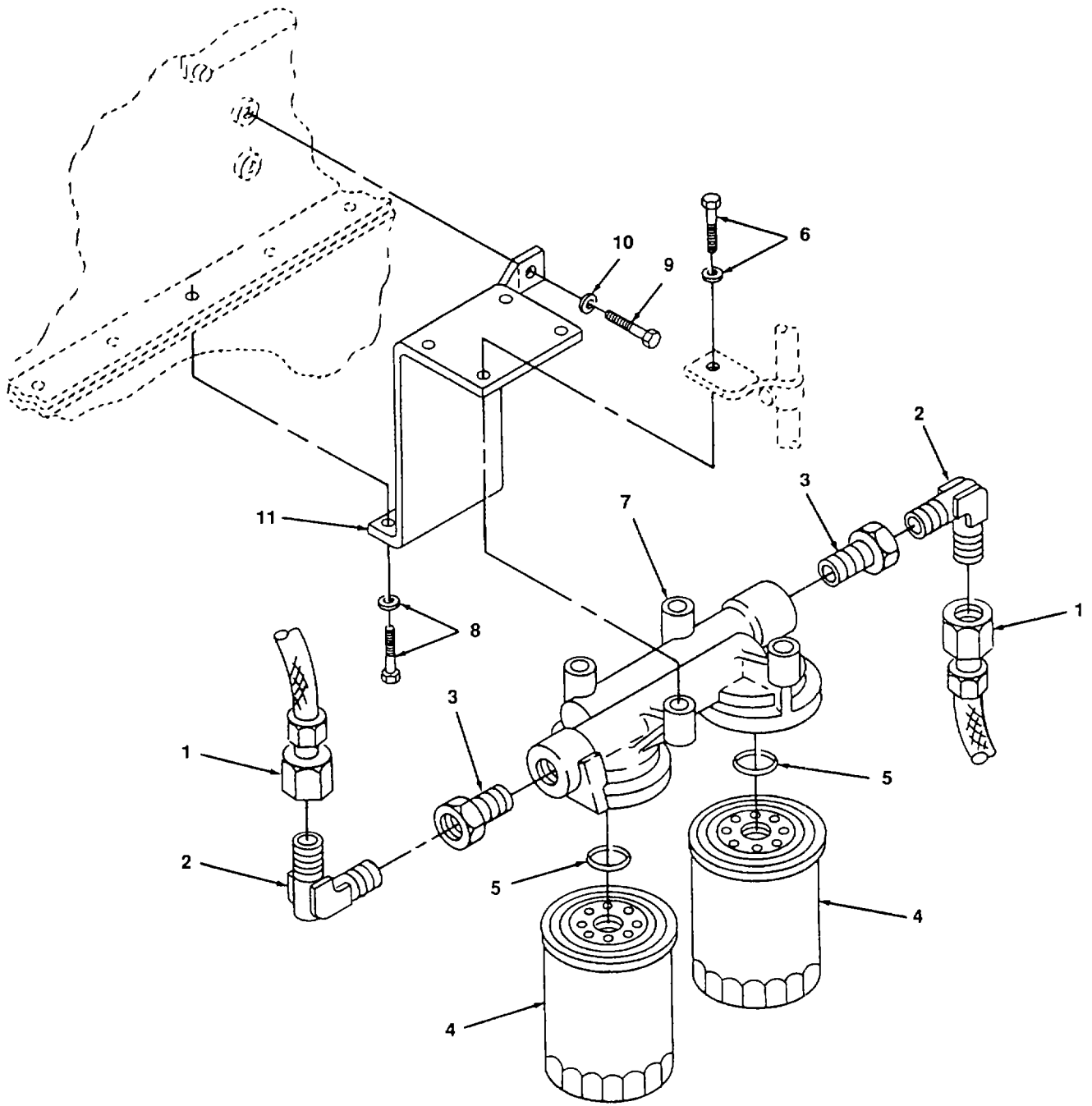


Figure 106. Fuel Filter.

(1) ITEM NO.	(2) FSCM	(3) PART NUMBER	(4) DESCRIPTION AND USABLE ON CODE	(5) QTY
			GROUP 18 ENGINE GROUP, DIESEL	
			FIG. 106 FUEL FILTER	
1	15434	AS1002255	HOSE	2
2	15434	129859	ELBOW, MALE	2
3	15434		ADAPTER	2
4	15434	156172	ELEMENT, FILTER	2
5	15434	255622	SEAL, ELEMENT	2
6	15434	3034526	CAPSCREW, CAPTIVE	4
7	15434	212013	HEAD, FILTER	1
8	15434	3032674	CAPSCREW, CAPTIVE	2
9	15434	S-120-A	CAPSCREW 9/16-18 X1 IN LONG	1
10	15434	S-602	WASHER, LOCK 9/16	1
11	15434	3011380	BRACKET, FILTER	1
			END OF FIGURE	

1  
2 THRU 10

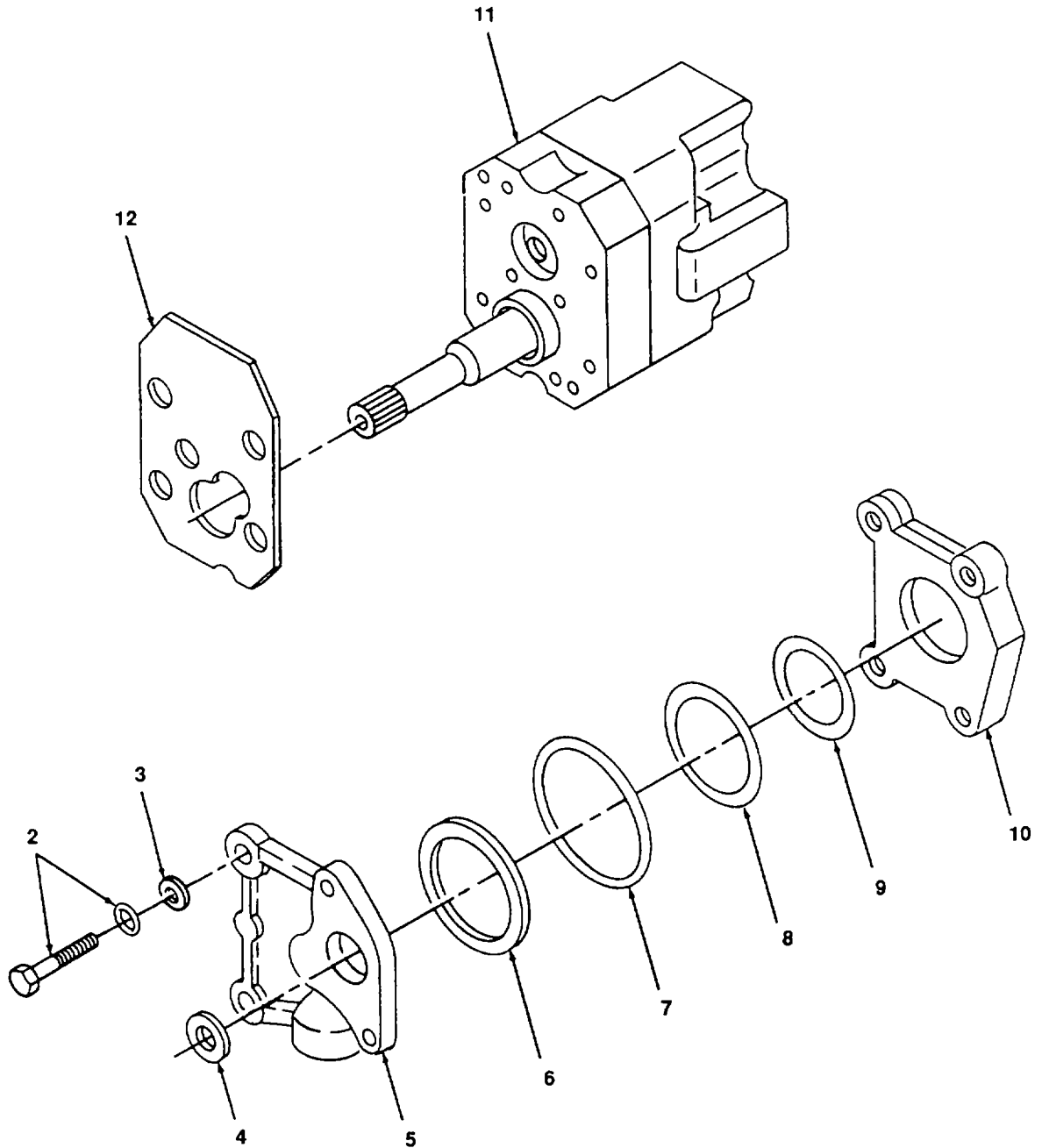


Figure 107. Fuel Pump and Damper.

(1) ITEM NO.	(2) FSCM	(3) PART NUMBER	(4) DESCRIPTION AND USABLE ON CODE	(5) QTY
			GROUP 18 ENGINE GROUP, DIESEL	
			FIG. 107 FUEL PUMP AND DAMPER	
1	15434	BM-76340	DAMPER, FUEL PUMP	1
2	15434	3017051	CAPSCREW	2
3	15434	70704	WASHER, FLAT	2
4	15434	151900	SEAL, DAMPER TO GEAR PUMP	1
5	15434	153336	BODY, DAMPER	1
6	15434	100099	O-RING	1
7	15434	202897	DIAPHRAGM	1
8	15434	139988	O-RING	1
9	15434	160514	WASHER, NYLON	1
10	15434	153338	PLATE	1
11	15434	3034217	PUMP, GEAR	1
12	15434	3026163	GASKET	1
			END OF FIGURE	

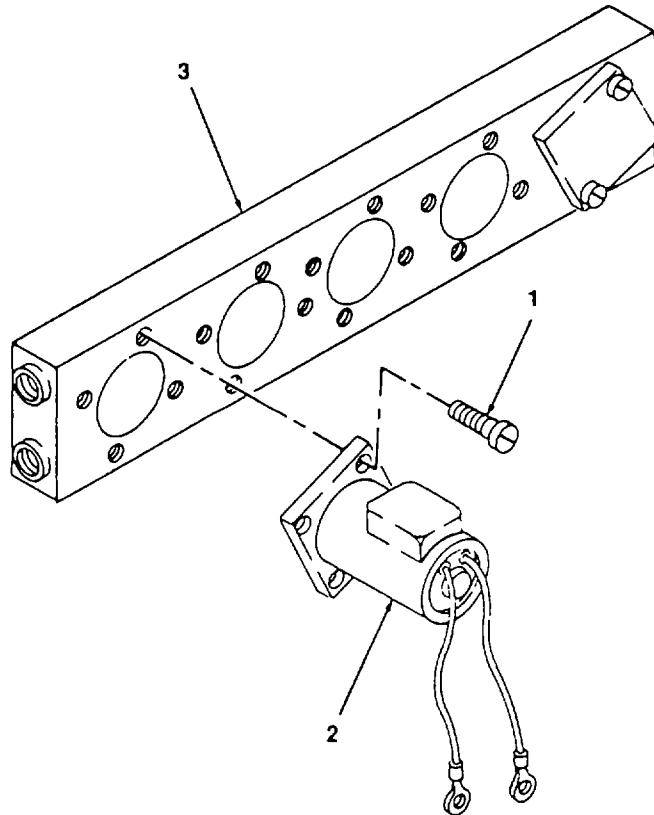


Figure 108. Fuel Control Solenoids

(1) ITEM NO.	(2) FSCM	(3) PART NUMBER	(4) DESCRIPTION AND USABLE ON CODE	(5) QTY
1 2 3	96906	ESM-3011-3BC-3025	GROUP 18 ENGINE GROUP, DIESEL  FIG. 108 FUEL CONTROL SOLENOIDS  SCREW, MACHINE SOLENOID, FUEL CONTROL (VERSA PRODUCTS) MANIFOLD, FUEL CONTROL  END OF FIGURE	16 4 1

4  
5 THRU 17

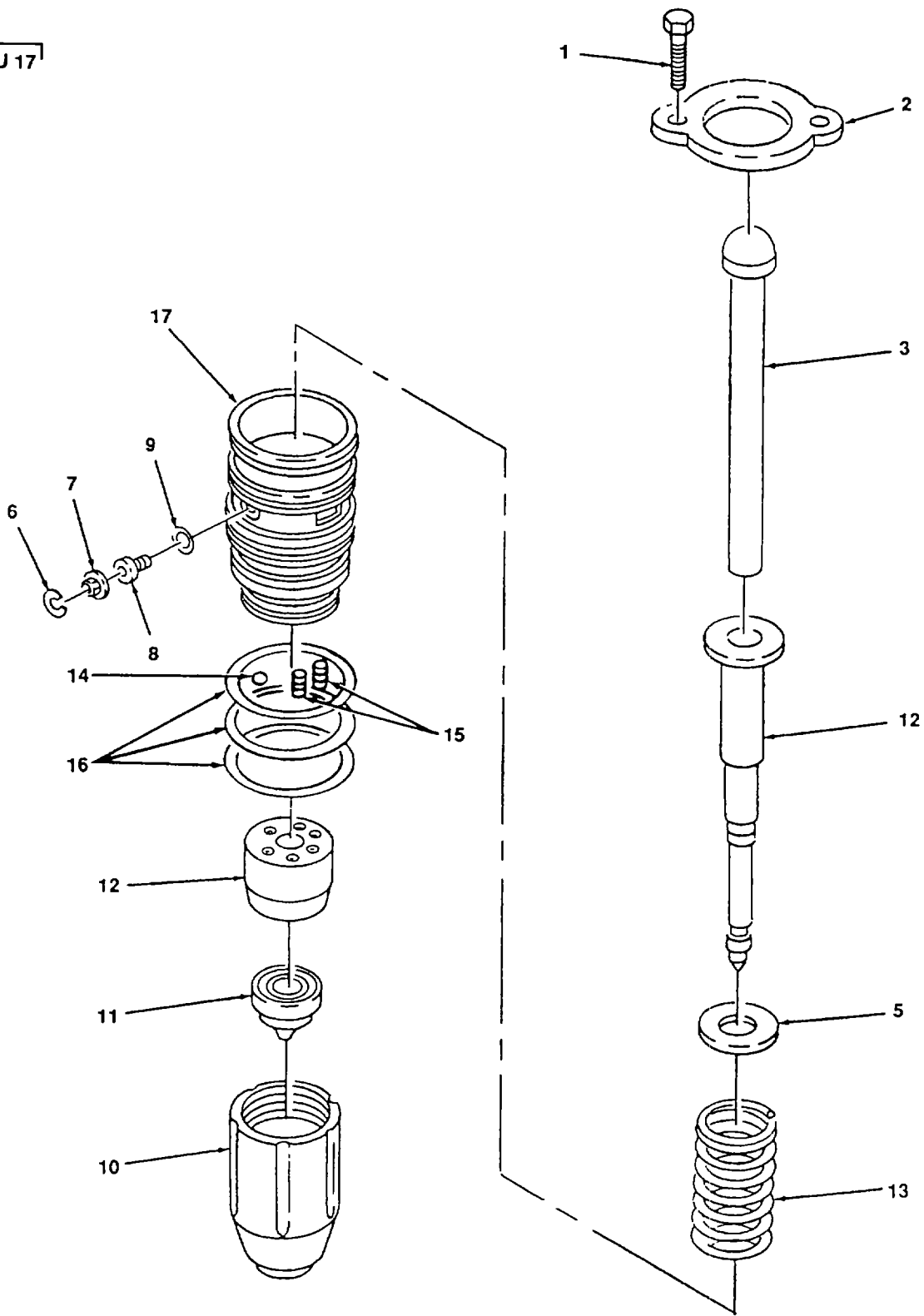


Figure 109. Fuel Injector.



(1) ITEM NO.	(2) FSCM	(3) PART NUMBER	(4) DESCRIPTION AND USABLE ON CODE	(5) QTY
			GROUP 18 ENGINE GROUP, DIESEL	
			FIG. 109 FUEL INJECTORS	
1	15434	3028279	CAPSCREW	12
2	15434	3031137	CLAMP, INJECTOR	6
3	15434	191916	LINK, INJECTOR	6
4	15434	3018217	INJECTOR, FUEL LESS LINK	6
5	15434	180626	WASHER	6
6	15434	174299	CLIP, FILTER SCREEN	6
7	15434	30308706	SCREEN, FILTER	6
8	15434	3024914	PLUG	6
9	15434	173086	GASKET, ORIFICE	6
10	15434	185138	RETAINER, CUP	6
11	15434	3012538	CUP, INJECTOR	6
12	15434	3022552	PLUNGER AND BARREL	6
13	15434	166009	SPRING, INJECTOR	6
14	15434	167157	BALL, CHECK	6
15	15434	203426	PIN, SPIROL	12
16	15434	193736	O-RING	18
17	15434	185139	ADAPTER, INJECTOR	6
			END OF FIGURE	

5  
6 THRU 16

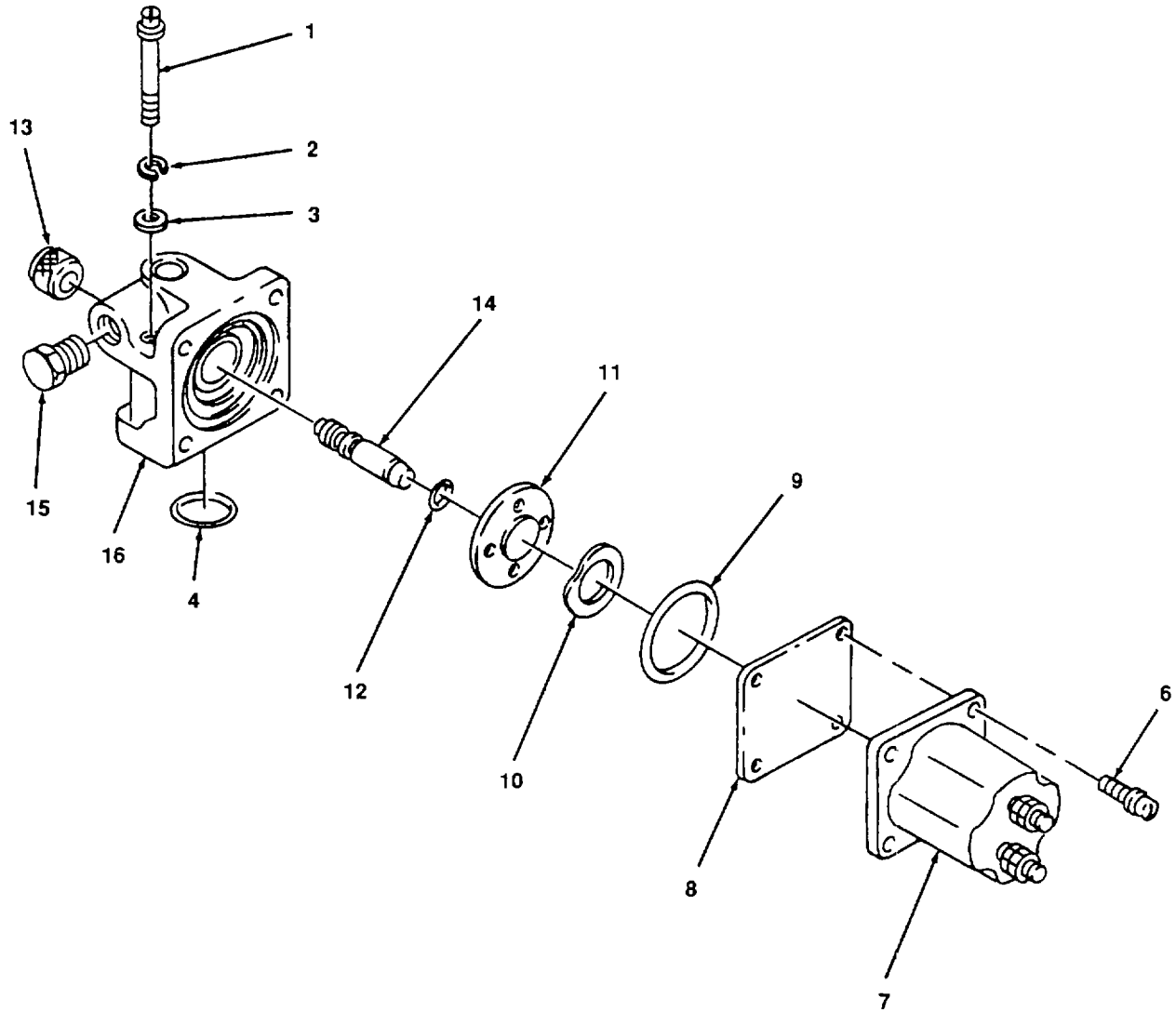
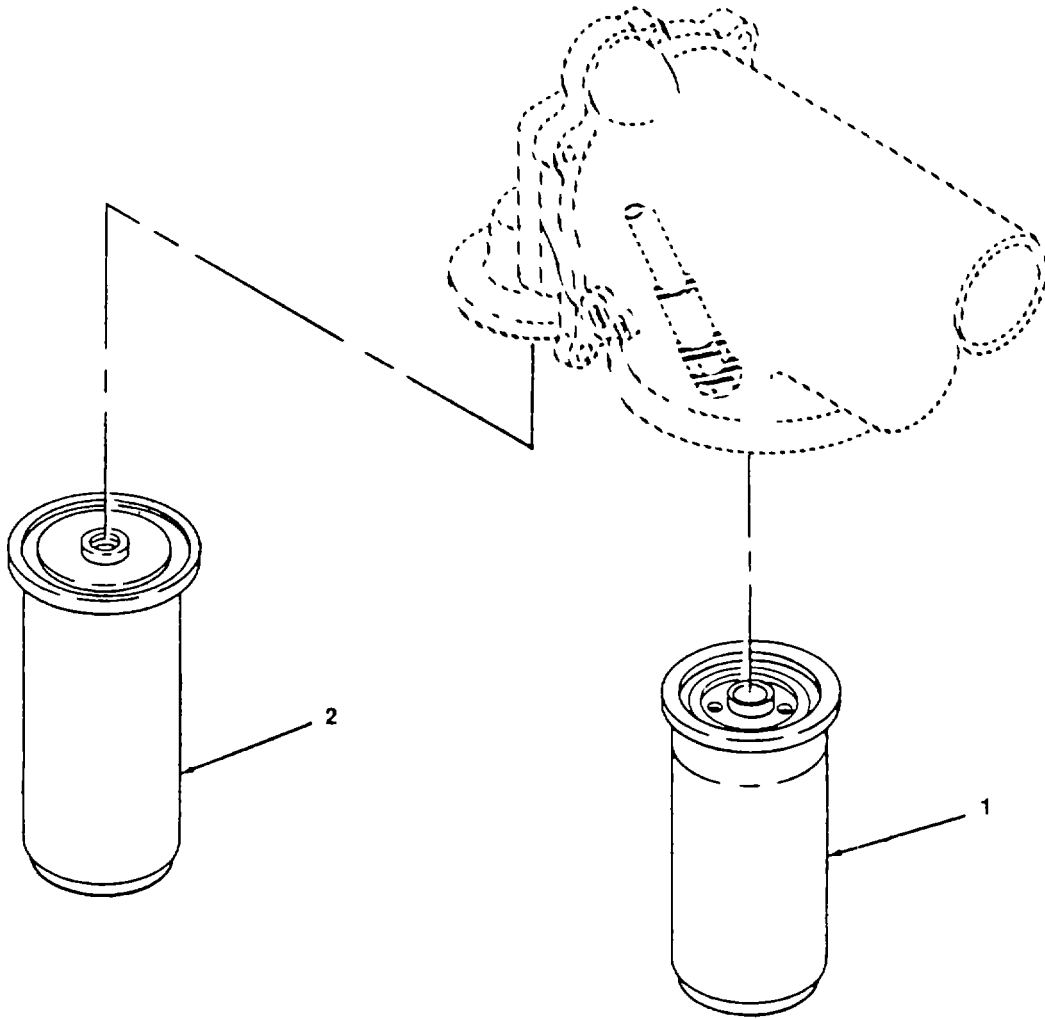


Figure 110. Engine Shutdown Valve.

(1) ITEM NO.	(2) FSCM	(3) PART NUMBER	(4) DESCRIPTION AND USABLE ON CODE	(5) QTY
			GROUP 18 ENGINE GROUP, DIESEL	
			FIG. 110 ENGINE SHUTDOWN VALVE	
1	15434	S-189-C	CAPSCREW	2
2	15434	181466	WASHER, LOCK	2
3	15434	67684	WASHER, FLAT	2
4	15434	154087	RING, SEALING	1
5	15434	3035344	VALVE ASSEMBLY, SHUTDOWN	1
6	15434	187556	SCREW	4
7	15434	134074	SOLENOID	1
8	15434	129839	SHIELD, FUEL	1
9	15434	129888	O-RING	1
10	15434	129768	SPRING	1
11	15434	3030970	VALVE	1
12	15434	190876	O-RING	1
13	15434	129838	KNOB	1
14	15434	3000266	SHAFT, SHUTOFF VALVE	1
15	15434	3025458	PLUG, PIPE	1
16	15434	129826	HOUSING, VALVE	1
			END OF FIGURE	



4834 111

Figure 111. Oil Filter.

(1) ITEM NO.	(2) FSCM	(3) PART NUMBER	(4) DESCRIPTION AND USABLE ON CODE	(5) QTY
1 2	15434 15434	299670 3304232	GROUP 18 ENGINE GROUP, DIESEL  FIG. 111 OIL FILTER  FILTER, LUBE OIL FILTER, OIL BYPASS  END OF FIGURE	1 1

1  
2 THRU 30

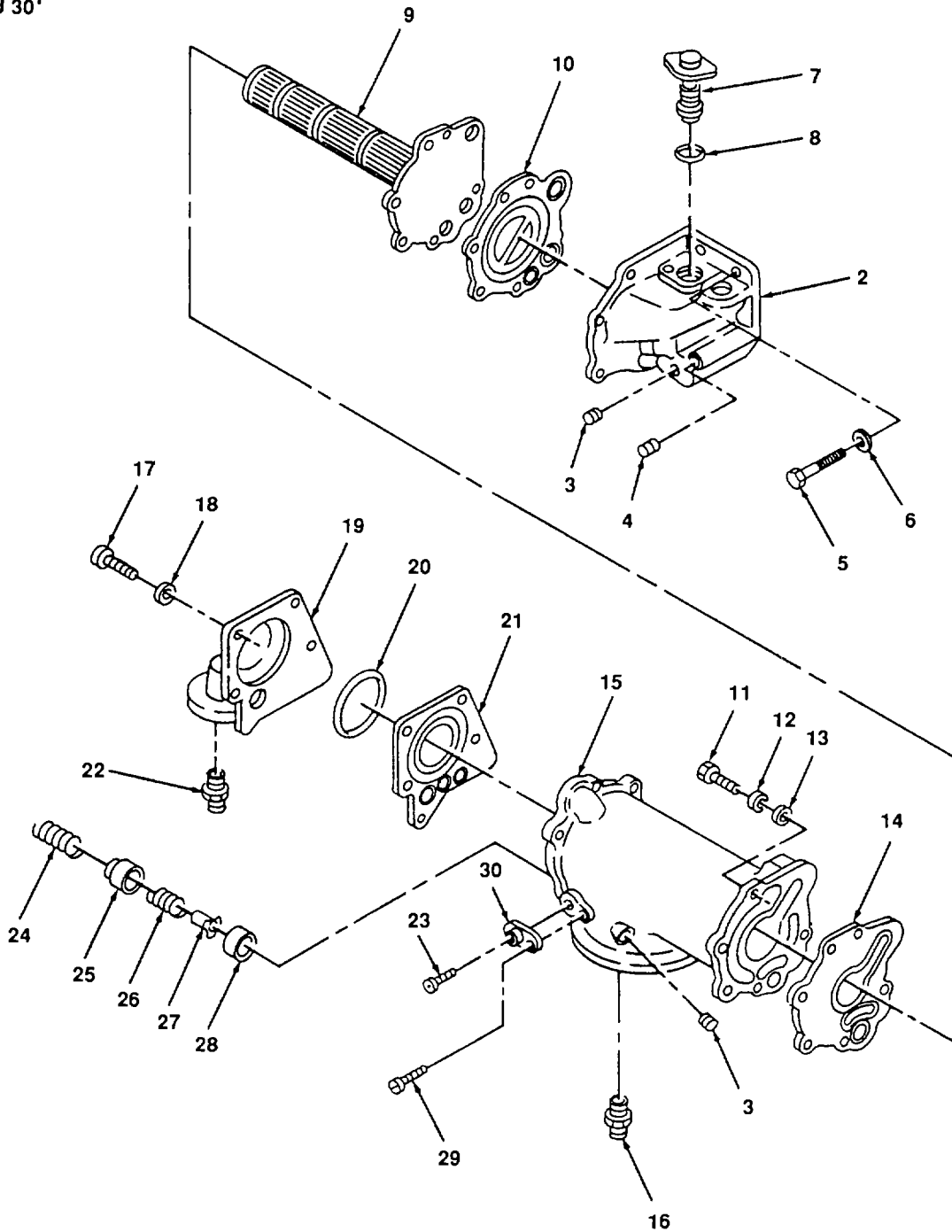


Figure 112. Cooler, Oil.

(1) ITEM NO.	(2) FSCM	(3) PART NUMBER	(4) DESCRIPTION AND USABLE ON CODE	(5) QTY
			GROUP 18 ENGINE GROUP, DIESEL	
			FIG. 112 COOLER, LUBRICATING OIL	
1	15434	3032307	ASSEMBLY, LUB OIL COOLER	1
2	15434	3027460	SUPPORT, OIL COOLER	1
3	15434	3013786	PLUG, PIPE 3/8 IN	2
4	15434	S-910-B	PLUG, PIPE 1/4 IN	1
5	15434	137795	CAPSCREW 5/16-18 X 5-1/2 IN	2
6	15434	S60H	WASHER, LOCK	1
7	15434	3023512	VALVE, BYPASS	1
8	15434	3028333	O-RING SEAL	1
9	15434	3018692	CORE, COOLER	1
10	15434	3018696	GASKET, OIL COOLER CORE	1
11	15434	S137	CAPSCREW 3/8-16 X 2 IN	6
12	15434	S-604	LOCKWASHER 3/8 IN	6
13	15434	S-602	WASHER, PLAIN 13/32 IN	6
14	15434	3018693	GASKET, OIL COOLER HOUSING	1
15	15434	3036231	HOUSING, LUB OIL COOLER	1
16	15434	3034578	ADAPTER, FILTER HEAD	1
17	15434	10807	CAPSCREW 3/8-16 X 1 1/2 IN	4
18	15434	S602	WASHER, PLAIN 13/32 IN	4
19	15434	3018700	HEAD, LUB OIL FILTER	1
20	15434	3018695	SEAL, RECTANGULAR RING	1
21	15434	3027496	GASKET, OIL COOLER COVER	1
22	15434	3021656	INSERT, FILTER HEAD	1
23	15434	101996	CAPSCREW 18-32 X 3/8 IN	1
24	15434	3030802	SPRING, COMPRESSION	1
25	15434	3030805	PISTON, PRESSURE SENSING	1
26	15434	3030803	SPRING, COMPRESSION	1
27	15434	3030806	PLUNGER, BYPASS VALVE	1
28	15434	3030804	PISTON, BYPASS VALVE	1
29	15434	3031005	CAPSCREW	1
30	15434	3035028	UNIT, SENDING	1
			END OF FIGURE	

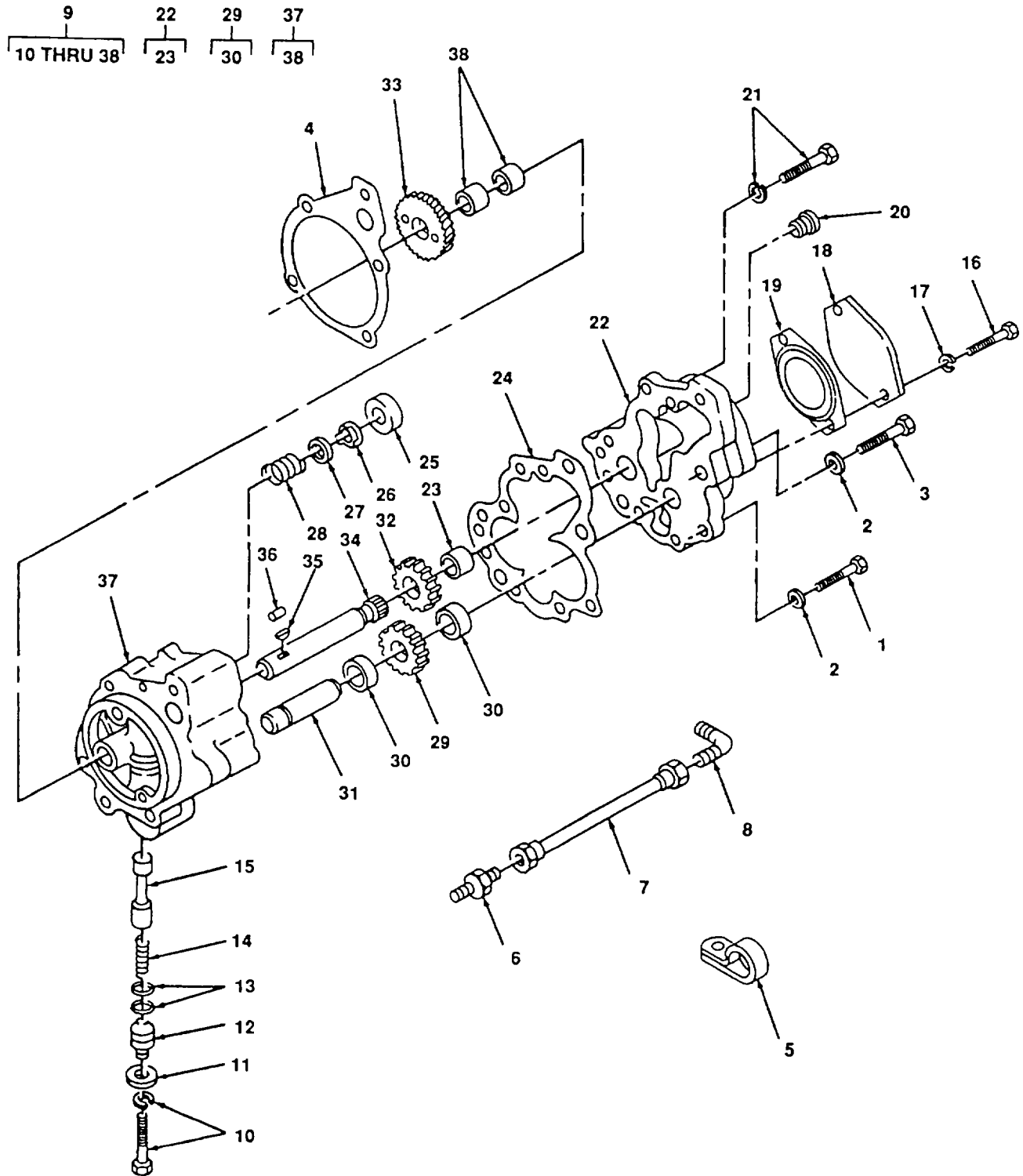


Figure 113. Oil Pump Assembly.



(1) ITEM NO.	(2) FSCM	(3) PART NUMBER	(4) DESCRIPTION AND USABLE ON CODE	(5) QTY
			GROUP 18 ENGINE GROUP, DIESEL	
			FIG. 113 OIL PUMP ASSEMBLY	
1	15434	S-108-A	CAPSCREW 7/16-20 X 1 3/4 IN	2
2	15434	S-610	WASHER, LOCK 7/16	5
3	15434	S-142A	CAPSCREW 7/16-20 X 4 1/2 IN	3
4	15434	3031434	GASKET, PUMP	1
5	15434	68152	CLIP	1
6	15434	S-1047-A	ELBOW, MALE ADAPTER	1
7	15434	AS00401700SS	HOSE	1
8	15434	68139	ELBOW, MALE ADAPTER	1
9	15434	3027421	PUMP, LUBRICATING OIL	1
10	15434	3022589	CAPSCREW, CAPTIVE 5/16-18 X 5/8 IN	1
11	15434	146161	WASHER, FLAT	1
12	15434	3012726	PLUG, RETAINER	1
13	15434	145504	SEAL, O-RING	2
14	15434	3010146	SPRING, PRESSURE	1
15	15434	3012529	PLUNGER, PRESSURE REGULATOR	1
16	15434	S-112	CAPSCREW 3/8-16X1 IN	2
17	15434	S-604	WASHER, LOCK 3/8 IN	2
18	15434	204048	PLATE, COVER	1
19	15434	3004242	GASKET, COVER PLATE	1
20	15434	3013786	PLUG, PIPE 3/8 IN	1
21	15434	3022590	CAPSCREW, CAPTIVE 5/16-18 X 1 IN	7
22	15434	3014964	COVER, LUBRICATING PUMP	1
23	15434	69521	BUSHING, COVER	1
24	15434	3014778	GASKET, COVER TO BODY	1
25	15434	179063	PLUG, RETAINER	1
26	15434	3014755	DISC, BYPASS VALVE	1
27	15434	3014754	WASHER, PLAIN	1
28	15434	3014756	SPRING, BY-PASS	1
29	15434	3014965	GEAR, IDLER	1
30	15434	68365	BUSHING, GEAR	2
31	15434	3012531	SHAFT, IDLER	1
32	15434	3014783	GEAR, DRIVE	1
33	15434	204832	GEAR, MAIN DRIVE	1
34	15434	3012532	SHAFT, DRIVE	1

(1) ITEM NO.	(2) FSCM	(3) PART NUMBER	(4) DESCRIPTION AND USABLE ON CODE	(5) QTY
35 36 37 38	15434 15434 15434 15434	183695 69519 3027413 69521	FIG 113. OIL PUMP ASSEMBLY (CONT)  KEY, DRIVE SHAFT PIN, DOWEL BODY, LUBRICATING PUMP BUSHING, PUMP BODY  END OF FIGURE	1 1 1 2

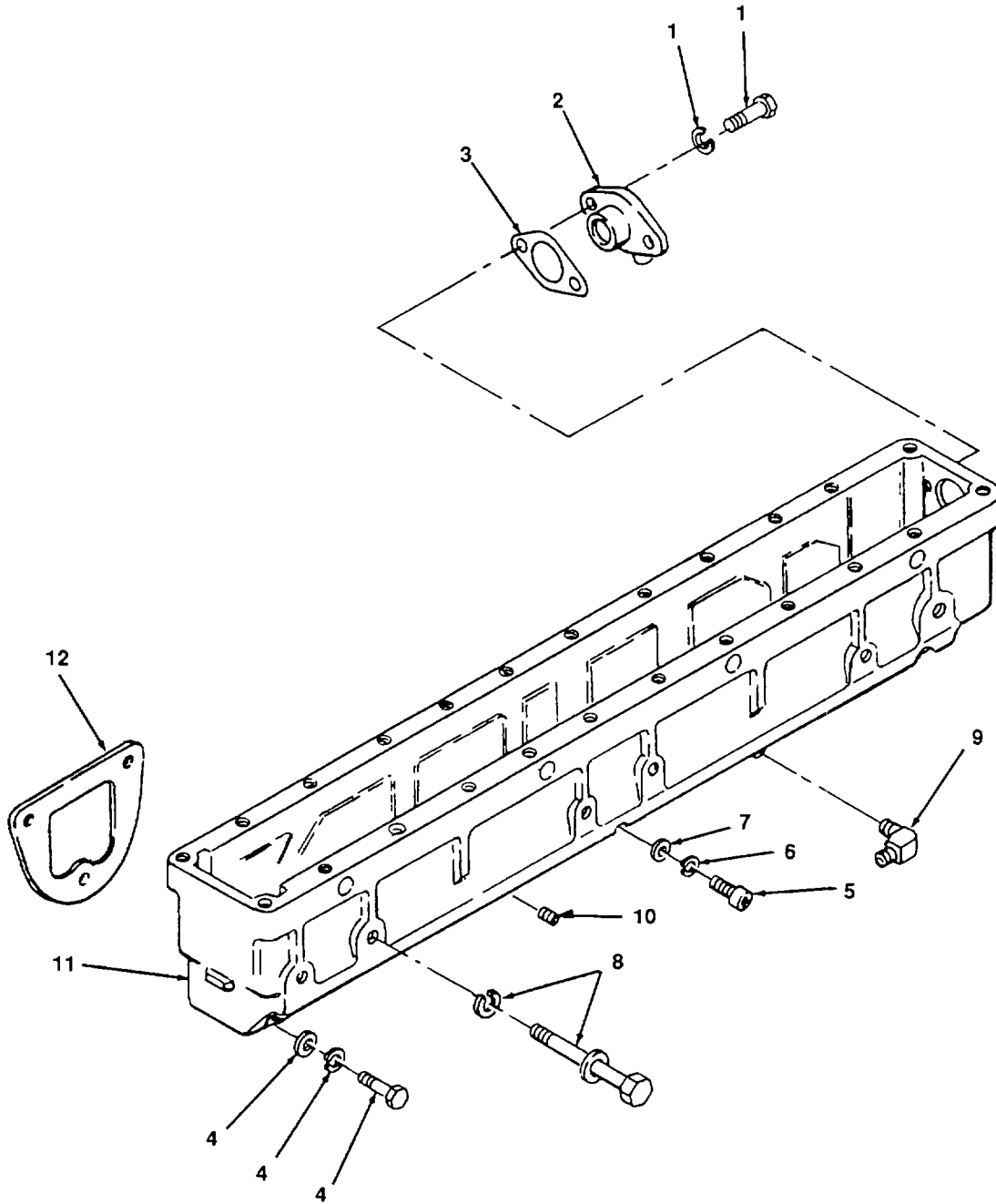


Figure 114. Manifold, Intake.

(1) ITEM NO.	(2) FSCM	(3) PART NUMBER	(4) DESCRIPTION AND USABLE ON CODE	(5) QTY
			GROUP 18 ENGINE GROUP, DIESEL	
			FIG. 114 INTAKE MANIFOLD	
1	15434	3012471	CAPSCREW, CAPTIVE	2
2	15434	3030843	CONNECTION, WATER INLET	1
3	15434	3032348	GASKET, WATER INLET CONNECTION	1
4	15434	3011716	CAPSCREW CAPTIVE. 3/8-16 X 1 3/8 IN	2
5	15434	69047-A	CAPSCREW, SOCKET HEAD 3/8-16 X1 1/2 IN	1
6	15434	S-605	WASHER, LOCK	1
7	15434	63842	WASHER, FLAT	1
8	15434	3028967	CAPSCREW, CAPTIVE 3/8-16 X 5 7/32 IN	6
9	15434		ELBOW	1
10	15434	70295	PLUG, PIPE	1
11	15434	3036811	MANIFOLD, AIR INTAKE	1
12	15434	3008591	GASKET, INTAKE MANIFOLD	3
			END OF FIGURE	

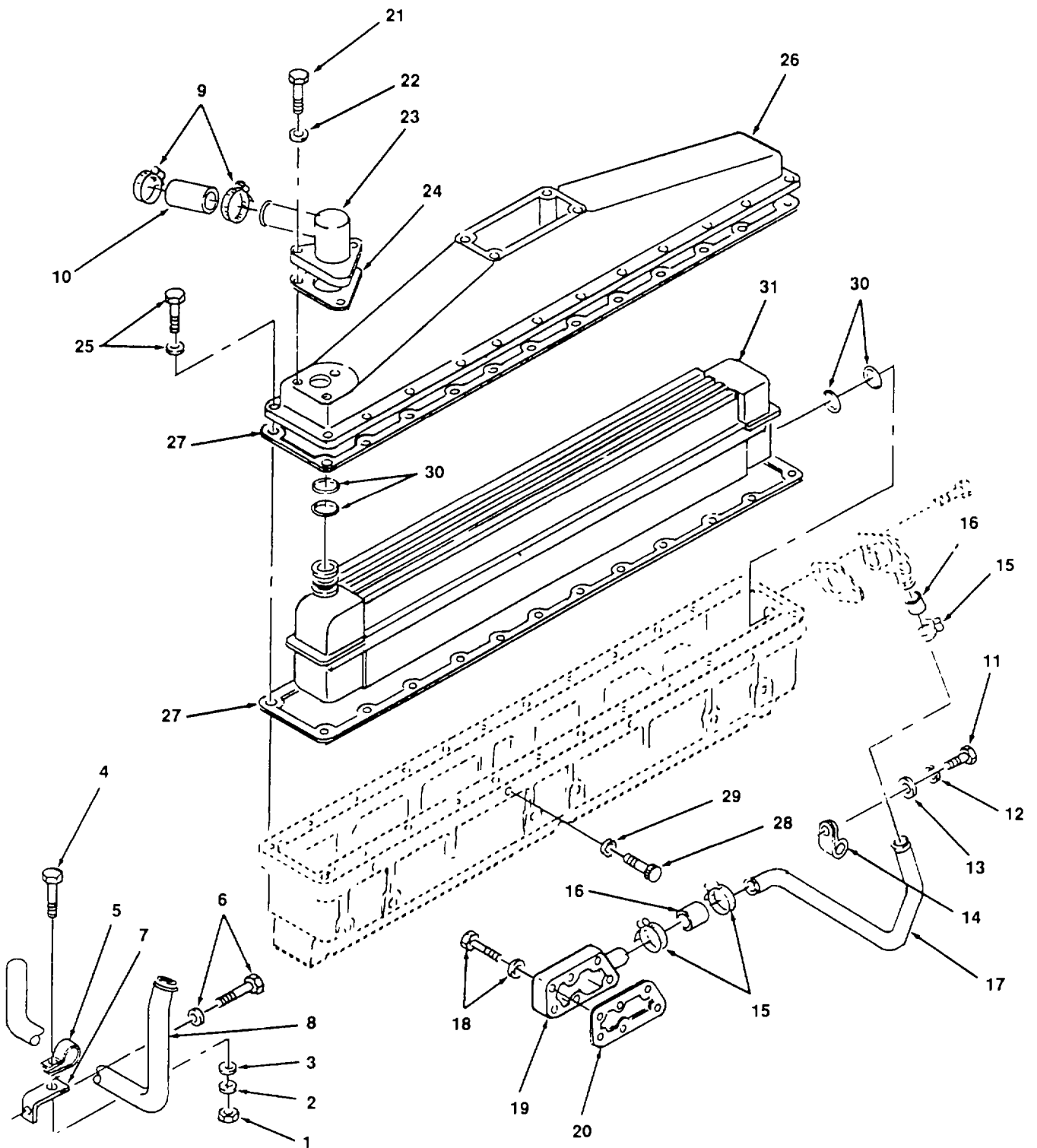


Figure 115. Aftercooler.

(1) ITEM NO.	(2) FSCM	(3) PART NUMBER	(4) DESCRIPTION AND USABLE ON CODE	(5) QTY
			GROUP 18 ENGINE GROUP, DIESEL	
			FIG. 115 AFTERCOOLER	
1	15434	S-223	NUT	1
2	15434	S-604	WASHER, LOCK	1
3	15434	S-602	WASHER, FLAT	1
4	15434	S-112	CAPSCREW	1
5	15434	107460	CLIP	1
6	15434	3012481	CAPSCREW, CAPTIVE 7/16-14 X11/2 IN.	1
7	15434	3035607	BRACE, TUBE	1
8	15434	3018099	TUBE, WATER TRANSFER	1
9	15434	3010550	CLAMP, HOSE	2
10	15434	3041968	HOSE, PLAIN	1
11	15434	S-190	CAPSCREW	2
12	15434	S-603	WASHER, LOCK	2
13	15434	S-658	WASHER, FLAT	2
14	15434	204263	CLIP	2
15	15434	43828-A	CLAMP, HOSE	4
16	15434	3041968	HOSE	2
17	15434	3028312	TUBE, WATER TRANSFER	1
18	15434	3011342	CAPSCREW, CAPTIVE	6
19	15434	3028288	CONNECTION, WATER INLET	1
20	15434	70089-1	GASKET, COVER PLATE	1
21	15434	3015283	CAPSCREW 5/16-18 X 1 IN	3
22	15434	S-684	WASHER, FLAT	3
23	15434	3013296	CONNECTION, WATER OUTLET	1
24	15434	215044	GASKET, WATER OUTLET CONNECTION	1
25	15434	3005508	CAPSCREW	24
26	15434	214154	COVER, AFTERCOOLER	1
27	15434	216486	GASKET, AFTERCOOLER COVER	2
28	15434	3030286	CAPSCREW	8
29	15434	3011610	WASHER, FLAT	8
30	15434	15952	SEAL, O-RING	4
31	15434	3028997	CORE, AFTERCOOLER	1
			END OF FIGURE	

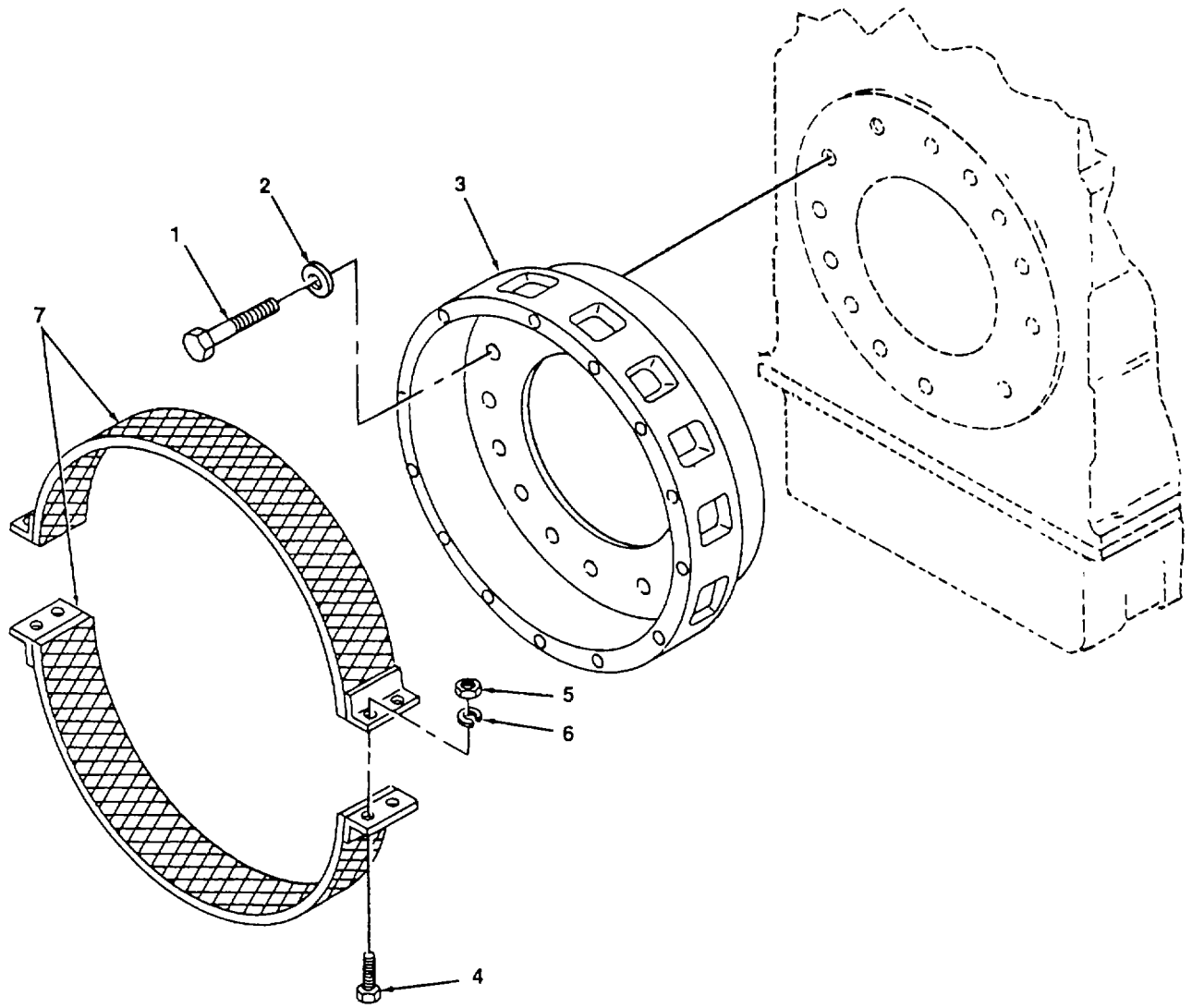


Figure 116. Bell Housing.

(1) ITEM NO.	(2) FSCM	(3) PART NUMBER	(4) DESCRIPTION AND USABLE ON CODE	(5) QTY
			GROUP 18 ENGINE GROUP, DIESEL	
			FIG. 116 BELL HOUSING	
1	15434		SCREW, CAP	13
2	15434		WASHER, FLAT	13
3	15434	FH1159	BELL HOUSING	1
4	96906	MS90725	SCREW, HEX 3/8-1 IN	4
5	96906	MS51967	NUT, 3/8	4
6	96906	MS35338-46	WASHER, LOCK	4
7			SCREEN	1
			END OF FIGURE	



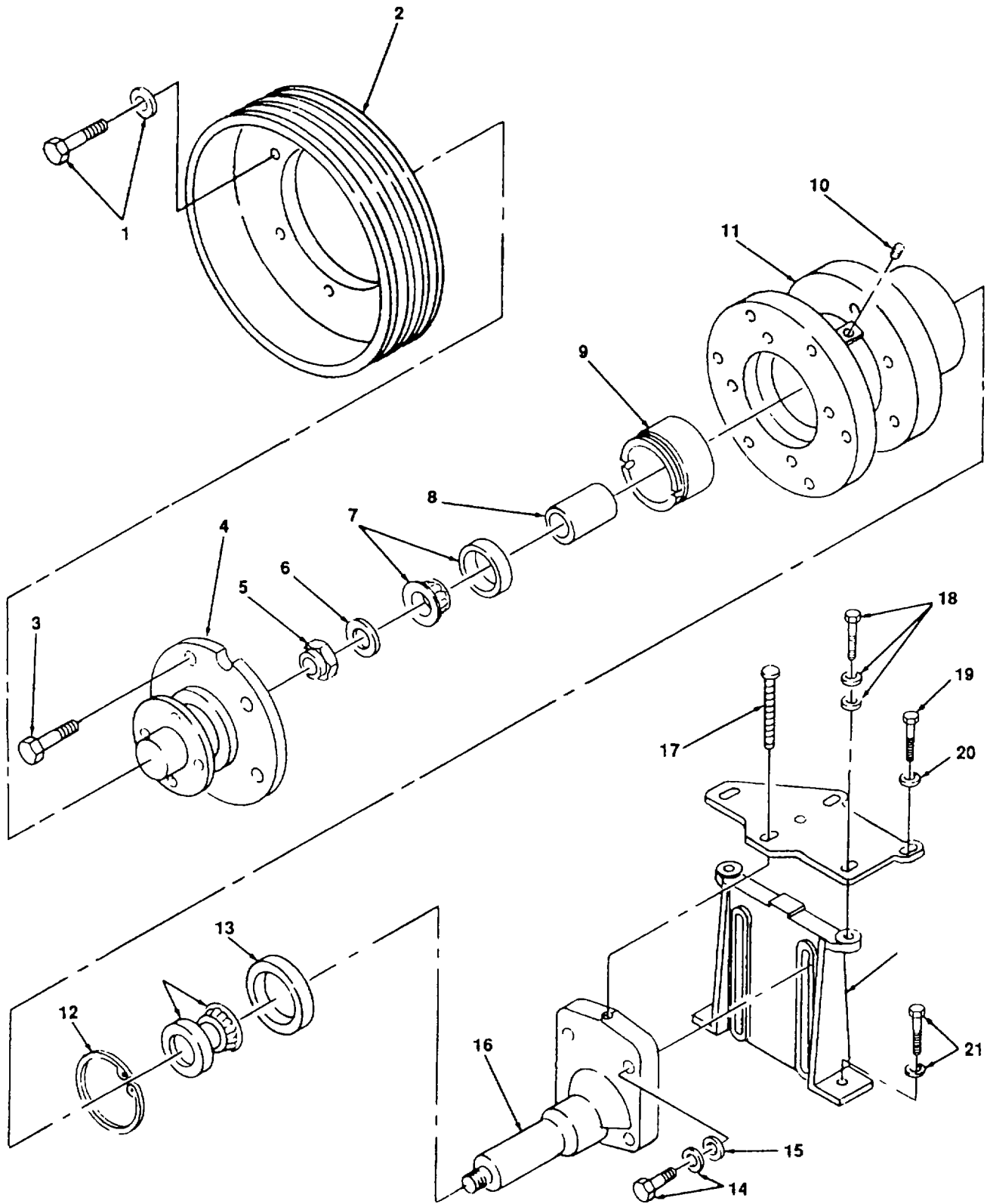


Figure 117. Accessory Drive.

(1) ITEM NO.	(2) FSCM	(3) PART NUMBER	(4) DESCRIPTION AND USABLE ON CODE	(5) QTY
			GROUP 18 ENGINE GROUP, DIESEL	
			FIG. 117 HUB AND DRIVE	
1	15434	3010596	CAPSCREW, CAPTIVE	6
2	15434	212488	PULLEY, FAN	1
3	15434	70896	CAPSCREW, 1/2-13 X 3/4	2
4	15434	208081	PILOT, FAN HUB	1
5	15434	142176	NUT, LOCK	1
6	15434	3-12467	WASHER, PLAIN	1
7	15434	3001281	BEARING, ROLLER	2
8	15434	3002129	SPACER, BEARING	1
9	15434	217007	SPACER, BEARING	1
10	15434	S-911-B	PLUG, PIPE, 1/8	2
11	15434	212485	HUB, FAN	1
12	15434	3001286	RING, RETAINING	1
13	15434	200307	SEAL, OIL	1
14	15434	3012483	CAPSCREW, CAPTIVE	4
15	15434	117267	WASHER, COUNTERWEIGHT	4
16	15434	201620	SHAFT, FAN, HUB	1
17	15434	66912-1-A	CAPSCREW	1
18	15434	3019574	CAPSCREW, CAPTIVE	2
19	15434	S-176	CAPSCREW, 1/2-13 X 5	2
20	15434	S-608	WASHER, LOCK, 1/2	2
21	15434	3015282	CAPSCREW, CAPTIVE	2
22	15434	210235	BRACKET, FAN	1
			END OF FIGURE	

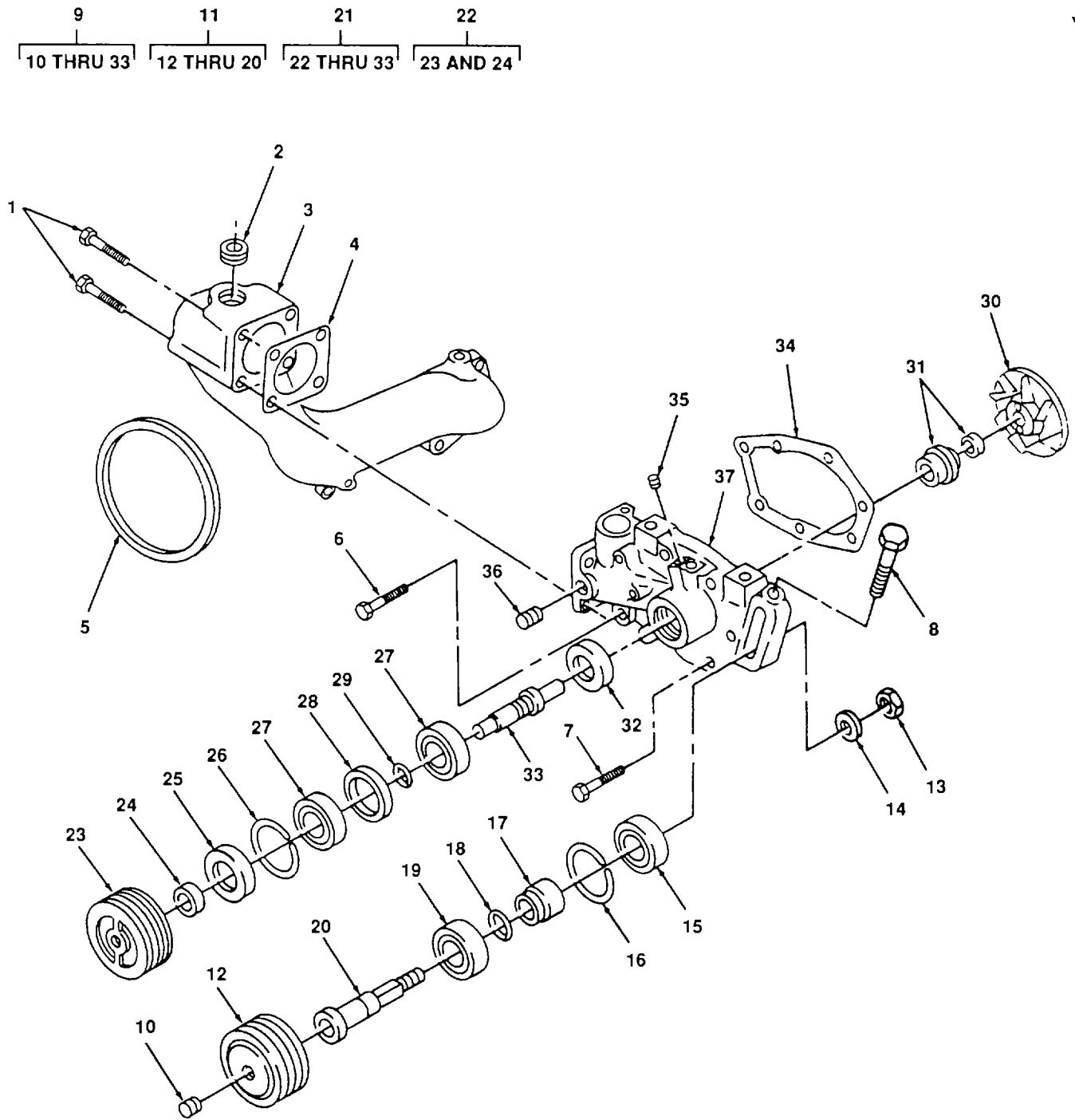


Figure 118. Water Pump and Idler.

(1) ITEM NO.	(2) FSCM	(3) PART NUMBER	(4) DESCRIPTION AND USABLE ON CODE	(5) QTY
			GROUP 18 ENGINE GROUP	
			FIG. 118 WATER PUMP AND IDLER ASSEMBLY	
1	15434	3010595	SCREW, CAPTIVE	4
2	15434	3008470	PLUG, PIPE	1
3	15434	3028280	CONNECTION, WATER TRANSFER	1
4	15434	3024960	GASKET, CONNECTION	1
5	15434		BELT, PUMP DRIVE (SET)	1
6	15434	3012469	SCREW, CAPTIVE	2
7	15434	3012468	SCREW, CAPTIVE	2
8	15434	182706	SCREW, ADJUSTING	1
9	15434	AR-45217	WATER PUMP AND IDLER ASSEMBLY	1
10	15434	S-965-E	PLUG, PIPE	1
11	15434	AR-45189	IDLER ASSEMBLY	1
12	15434	215397	PULLEY, IDLER	1
13	15434	S-201	NUT	1
14	15434	213082	WASHER	1
15	15434	203101	SEAL, OIL	1
16	15434	S-16255	RING, SNAP	1
17	15434	208120	SPACER, IDLER	1
18	15434	145506	O-RING	1
19	15434	3010150	BEARING, BALL	1
20	15434	208119	SHAFT, IDLER	1
21	15434	3004923	WATER PUMP, ASSEMBLY	1
22	15434	3025935	PULLEY, WATER PUMP	1
23	15434	3005507	PULLEY	1
24	15434	203097	SLEEVE, WEAR	1
25	15434	2030101	SEAL, OIL	1
26	15434	S-16255	RING, SNAP	1
27	15434	3010150	BEARING, BALL	2
28	15434	196844	SPACER, WATER PUMP BEARING	1
29	15434	112302	RING, SNAP	1
30	15434	3000888	IMPELLER, WATER PUMP	1
31	15434	3028294	SEAT AND SEAL ASSEMBLY	1
32	15434	203100	SEAL, OIL	1
33	15434	3000889	SHAFT, WATER PUMP	1
34	15434	3002385	GASKET, WATER PUMP	1

(1) ITEM NO.	(2) FSCM	(3) PART NUMBER	(4) DESCRIPTION AND USABLE ON CODE	(5) QTY
35	15434	3025458	FIG. 118 WATER PUMP AND IDLER ASSEMBLY (CONT)	
36	15434	3013786	PLUG, PIPE	1
37	15434	218274	PLUG, PIPE, 3/8 IN BODY, WATER PUMP	1
			END OF FIGURE	

8  
9 THRU 20

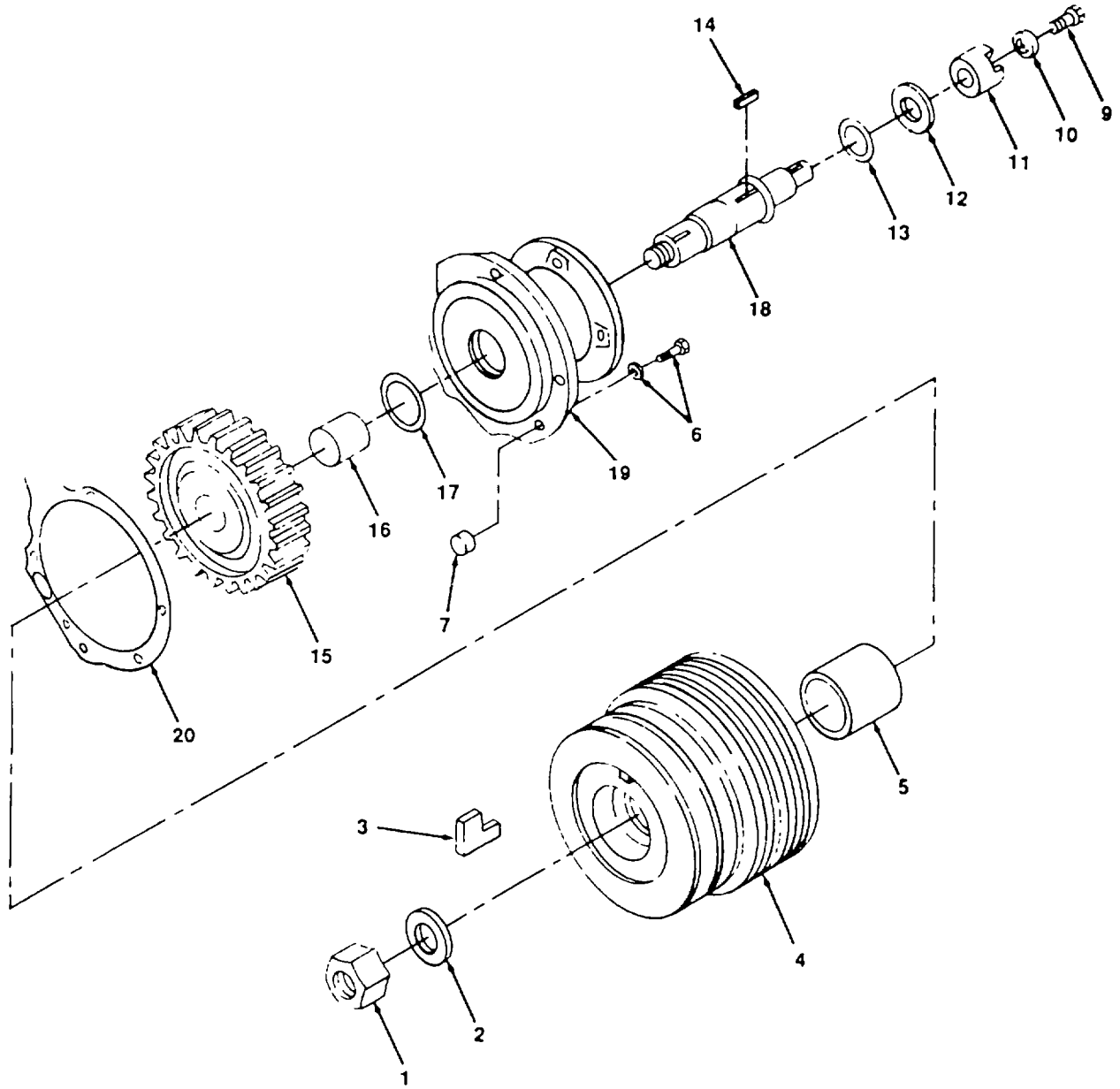


Figure 119. Accessory Drive

(1) ITEM NO.	(2) FSCM	(3) PART NUMBER	(4) DESCRIPTION AND USABLE ON CODE	(5) QTY
			GROUP 18 ENGINE GROUP	
			FIG. 119 ACCESSORY DRIVE	
1	15434	3012526	NUT	1
2	15434	193136	WASHER	1
3	15434	3008947	SEAL, KEYWAY	1
4	15434	3025927	PULLEY, ACCESSORY DRIVE	1
5	15434	190397	SEAL, WEAR	1
6	15434	3010590	SCREW, CAPTIVE	5
7	15434	S-911-B	PLUG, PIPE	1
8	15434	3005131	ACCESSORY DRIVE ASSEMBLY	1
9	15434	129510	SCREW, CAP, HEX	1
10	15434	170664	WASHER, FLAT	1
11	15434	3000175	COUPLING	1
12	15434	3014103	WASHER, FLAT	1
13	15434	3026557	BEARING, THRUST	1
14	15434	3034438	PIN, GROOVED	1
15	15434	142689	GEAR, ACCESSORY DRIVE	1
16	15434	116391	BUSHING	1
17	15434	3026556	BEARING, THRUST	1
18	15434	3000171	SHAFT, ACCESSORY DRIVE	1
19	15434	3002170	HOUSING	1
20	15434	200809	GASKET, DRIVE HOUSING	1
			END OF FIGURE	

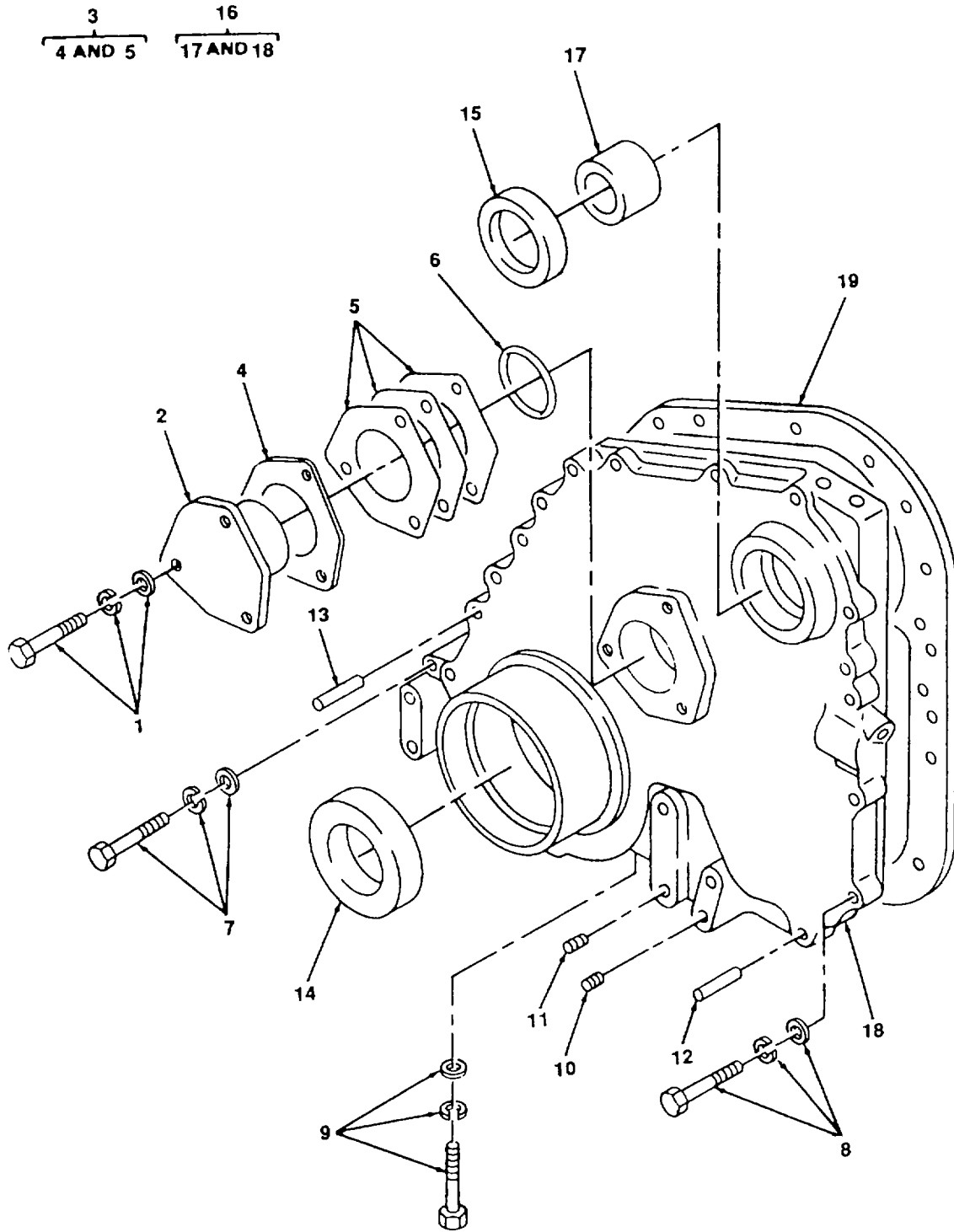
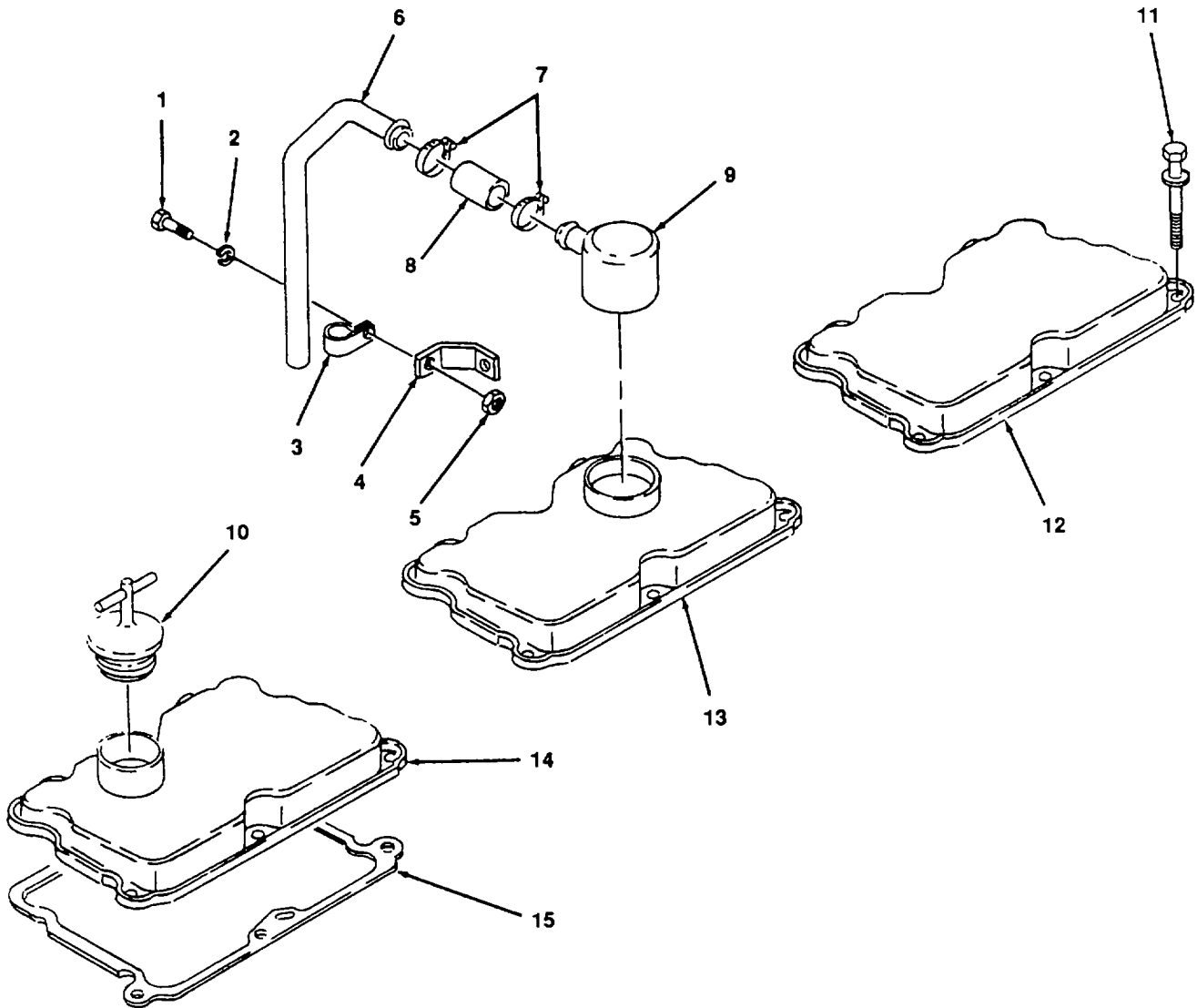


Figure 120. Gear Case Cover



(1) ITEM NO.	(2) FSCM	(3) PART NUMBER	(4) DESCRIPTION AND USABLE ON CODE	(5) QTY
			GROUP 18 ENGINE GROUP	
			FIG. 120 GEAR CASE COVER	
1	15434	3011715	SCREW, CAPTIVE	3
2	15434	3008530	SUPPORT, CAM THRUST	1
3	15434	AR-01176	SHIM ASSEMBLY, THRUST	1
4	15434	188573	SHIM, INSERT	1
5	15434	65259A	SHIM, (010")	A/R
5	15434	65259B	SHIM (005")	A/R
5	15434	65259C	SHIM (002")	A/R
6	15434	215705	PACKING	1
7	15434	3011714	SCREW, CAPTIVE	3
8	15434	3011713	SCREW, CAPTIVE	1
9	15434	3011712	SCREW, CAPTIVE	9
10	15434	3013786	PLUG, PIPE, 3/8 IN	1
11	15434	S-911-B	PLUG, PIPE	3
12	15434	60408	DOWEL	1
13	15434	70653	DOWEL	1
14	15434	3020183	SEAL, OIL	1
15	15434	3020185	SEAL, OIL	1
16	15434	3024443	GEAR COVER ASSEMBLY	1
17	15434	132770	BUSHING	1
18	15434	201713	COVER, GEAR	1
19	15434	3021704	GASKET, GEAR COVER	1
			END OF FIGURE	



4834-121

Figure 121. Rocker Lever Covers and Crankcase Breather

(1) ITEM NO.	(2) FSCM	(3) PART NUMBER	(4) DESCRIPTION AND USABLE ON CODE	(5) QTY
			GROUP 18 ENGINE GROUP	
			FIG. 121 ROCKER LEVER COVERS AND CRANKCASE BREATHERS	
1	15434	69793	SCREW, CAP, 3/8-24 X 3/4 IN	1
2	15434	S-604	WASHER, LOCK, 3/8	1
3	15434	68425	CLIP	1
4	15434	111670	SUPPORT, OIL GAGE TUBE	1
5	15434	S-205	NUT, 3/8-24	1
6	15434	152486	TUBE, BREATHER	1
7	15434	3008596	CLAMP, HOSE	2
8	15434	64775	HOSE, PLAIN	1
9	15434	3302880	BREATHER, CRANKCASE	1
10	15434	107981	CAP, FILLER	1
11	15434	3006182	SCREW, CAPTIVE	18
12	15434	3006183	COVER, ROCKER HOUSING	1
13	15434	3006358	COVER, ROCKER HOUSING	1
14	15434	3006349	COVER, ROCKER HOUSING	1
15	15434	30016453	GASKET, COVER	3
			END OF FIGURE	

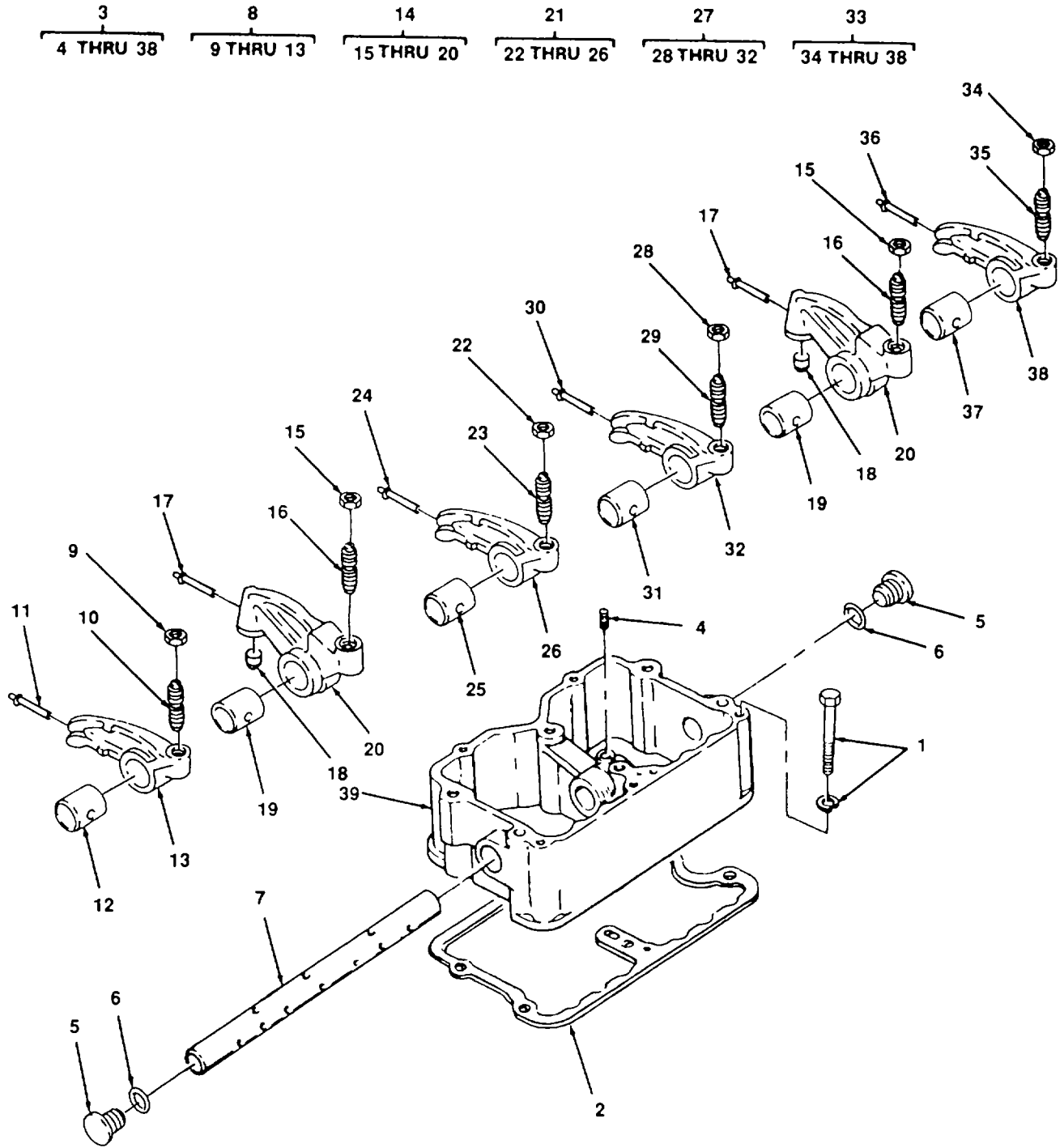


Figure 122. Rocket Levers Housing Assembly

(1) ITEM NO.	(2) FSCM	(3) PART NUMBER	(4) DESCRIPTION AND USABLE ON CODE	(5) QTY
			GROUP 18 ENGINE GROUP	
			FIG. 122 ROCKER LEVER AND HOUSING	
1	15434	3010589	CAPSCREW, CAPTIVE	18
2	15434	3017750	GASKET, HOUSING TO HEAD	3
3	15434	AR-3307	HOUSING, ROCKER LEVER ASSEMBLY	3
4	15434	168319	SCREW, ROCKER LEVER SHAFT	3
5	15434	218736	PLUG, EXPANSION	6
6	15434	3000521	O-RING	6
7	15434	140297	SHAFT, ROCKER LEVER	3
8	15434	BM-95162	LEVER ASSEMBLY, EXHAUST VALVE	3
9	15434	S-212	NUT, ADJUSTING SCREW	1
10	15434	168306	SCREW, ADJUSTING	1
11	15434	208084	RIVET, BLIND	1
12	15434	104330	BUSHING, LEVER	1
13	15434	169705	LEVER	1
14	15434	AR-02308	LEVER ASSEMBLY, INJECTOR ROCKER	2
15	15434	S-212	NUT, ADJUSTING SCREW	1
16	15434	168306	SCREW, ADJUSTING	2
17	15434	208084	RIVET, BLIND	1
18	15434	194037	SOCKET	2
19	15434	218153	BUSHING, LEVER	1
20	15434	218152	LEVER, INJECTOR ROCKER	2
21	15434	BM-95160	LEVER ASSEMBLY, INTAKE VALVE	3
22	15434	S-212	NUT, ADJUSTING SCREW	1
23	15434	168306	SCREW, ADJUSTING	1
24	15434	208084	RIVET, BLIND	1
25	15434	140330	BUSHING, LEVER	1
26	15434	168803	LEVER, INTAKE VALVE	1
27	15434	BM-95160	LEVER ASSEMBLY, INTAKE VALVE	3
28	15434	S-212	NUT, ADJUSTING SCREW	1
29	15434	168306	SCREW, ADJUSTING	1
30	15434	208084	RIVET, BLIND	1
31	15434	140330	BUSHING, LEVER	1
32	15434	168805	LEVER, INTAKE	1
33	15434	BM95159	LEVER ASSEMBLY, VALVE	1
34	15434	S-212	NUT, ADJUSTING SCREW	1

(1) ITEM NO.	(2) FSCM	(3) PART NUMBER	(4) DESCRIPTION AND USABLE ON CODE	(5) QTY
35	15434	168306	FIG. 122 ROCKER LEVER AND HOUSING (CONT)	
36	15434	208084	SCREW, ADJUSTING	1
37	15434	140330	RIVET, BLIND	1
38	15434	168805	BUSHING, LEVER	1
39	15434	3007242	LEVER, INTAKE VALVE	1
			HOUSING	3
			END OF FIGURE	

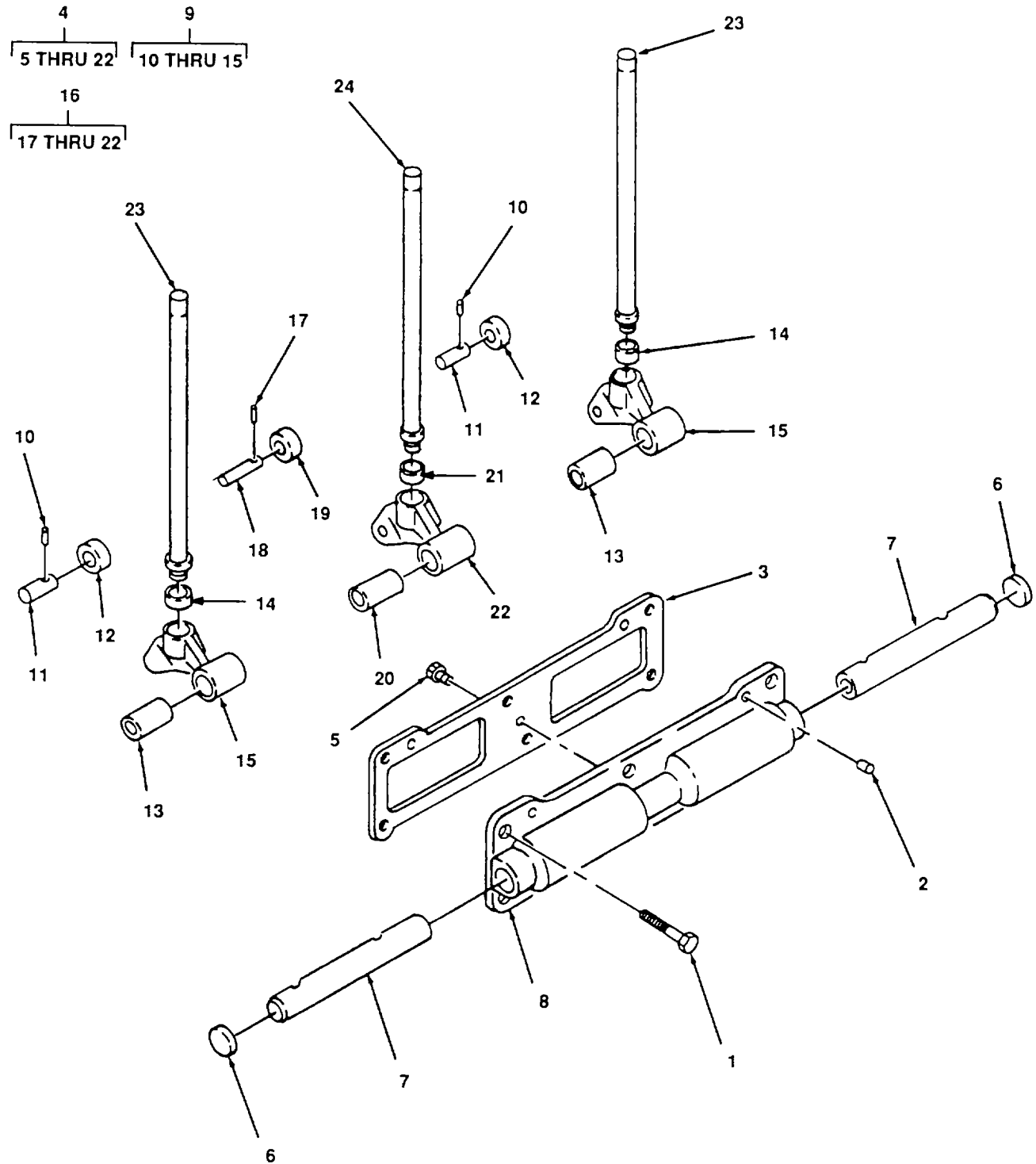


Figure 123. Push Rods and Cam Followers

(1) ITEM NO.	(2) FSCM	(3) PART NUMBER	(4) DESCRIPTION AND USABLE ON CODE	(5) QTY
			GROUP 18 ENGINE GROUP, DIESEL	
			FIG. 123 PUSH RODS AND CAM FOLLOWERS	
1	15434	S-129	CAPSCREW	18
2	15434	68585	DOWEL	6
3	15434	3020000	GASKET, CAM FOLLOWER 017 THICK	3
3	15434	3020002	GASKET, CAM FOLLOWER 019 THICK	3
3	15434	3020003	GASKET, CAM FOLLOWER 022 THICK	3
4	15434	3036939	HOUSING AND FOLLOWER ASSEMBLY	3
5	15434	69736	SCREW, SHAFT	6
6	15434	146261	PLUG, EXPANSION	6
7	15434	3017031	SHAFT, CAM FOLLOWER	6
8	15434	3016887	HOUSING	3
9	15434	3036935	CAM FOLLOWER ASSEMBLY, INTAKE AND EXHAUST	12
10	15434	118939	PIN, ROLL	12
11	15434	3013331	PIN, ROLLER	12
12	15434	3036933	ROLLER	12
13	15434	118378	BUSHING	12
14	15434	213559	INSERT	12
15	15434	3014585	CAM FOLLOWER	12
16	15434	3036937	CAM FOLLOWER ASSEMBLY, INSPECTION	6
17	15434	118939	PIN, ROLL	3
18	15434	3013330	PIN, ROLLER	3
19	15434	3036933	ROLLER	3
20	15434	118377	BUSHING	3
21	15434	213559	INSERT	3
22	15434	3017032	CAM FOLLWER	3
23	15434	21729	PUSH ROD, INTAKE AND EXHAUST	12
24	15434	3032681	PUSH ROD, INJECTOR	6
			END OF FIGURE	



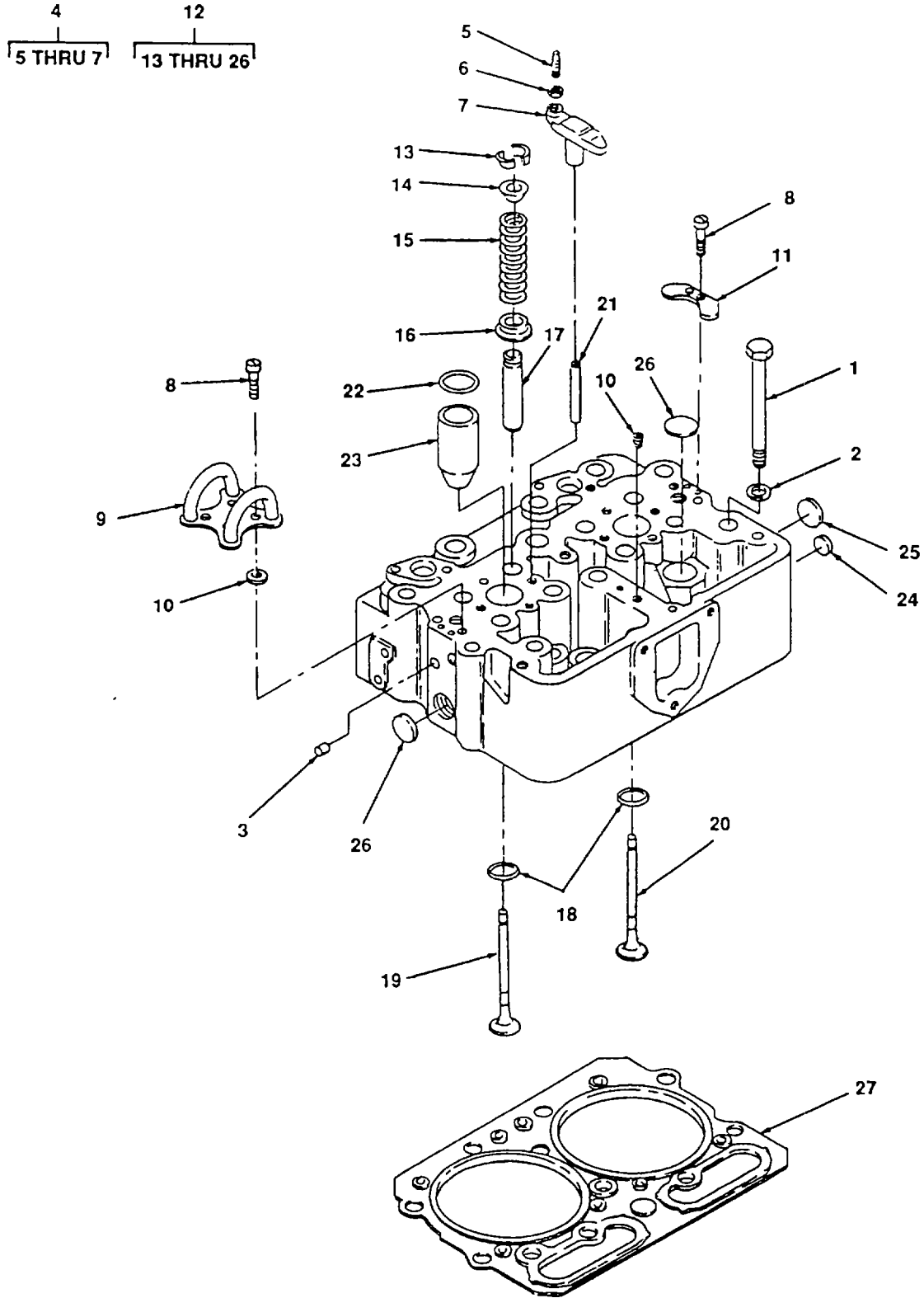


Figure 124. Cylinder Head Assembly

(1) ITEM NO.	(2) FSCM	(3) PART NUMBER	(4) DESCRIPTION AND USABLE ON CODE	(5) QTY
			GROUP 18 ENGINE GROUP, DIESEL	
			FIG. 124 CYLINDER HEAD AND VALVES	
1	15434	3013623	SCREW, CAP, HEX	36
2	15434	69699	WASHER, FLAT	36
3	15434	- S-911 -B	PLUG, PIPE	10
4	15434	3030038	CROSSHEAD	12
5	15434	147389	SCREW	4
6	15434	203131	NUT, HEX	4
7	15434	3028293	CROSSHEAD, VALVE	4
8	15434	70772	SCREW, CAP, SPRING TITE	18
9	15434	147100	CROSSOVER, FUEL	2
10	15434	131026	SEAL, O-RING	12
11	15434	135308	PLATE, COVER	2
12	15434	3008101	HEAD ASSEMBLY, CYLINDER	3
13	15434	127554	COLLET, VALVE	4
14	15434	170296	GUIDE, VALVE SPRING	24
15	15434	211999	SPRING, VALVE	24
16	15434	172034	GUIDE, SPRING VALVE	24
17	15434	3006456	GUIDE, VALVE STEM	24
18	15434	3017759	INSERT, VALVE	24
19	15434	3000926	VALVE, INTAKE	12
20	15434	3029333	VALVE, EXHAUST	12
21	15434	123558	GUIDE, VALVE CROSSHEAD	12
22	15434	3007759	SEAL, O-RING	6
23	15434	3011934	SLEEVE, INJECTOR	6
24	15434	213394	PLUG, EXPANSION	18
25	15434	216524	PLUG, EXPANSION	3
26	15434	213395	PLUG, EXPANSION	6
27	15434	3036126	GASKET, CYLINDER HEAD	3
			END OF FIGURE	

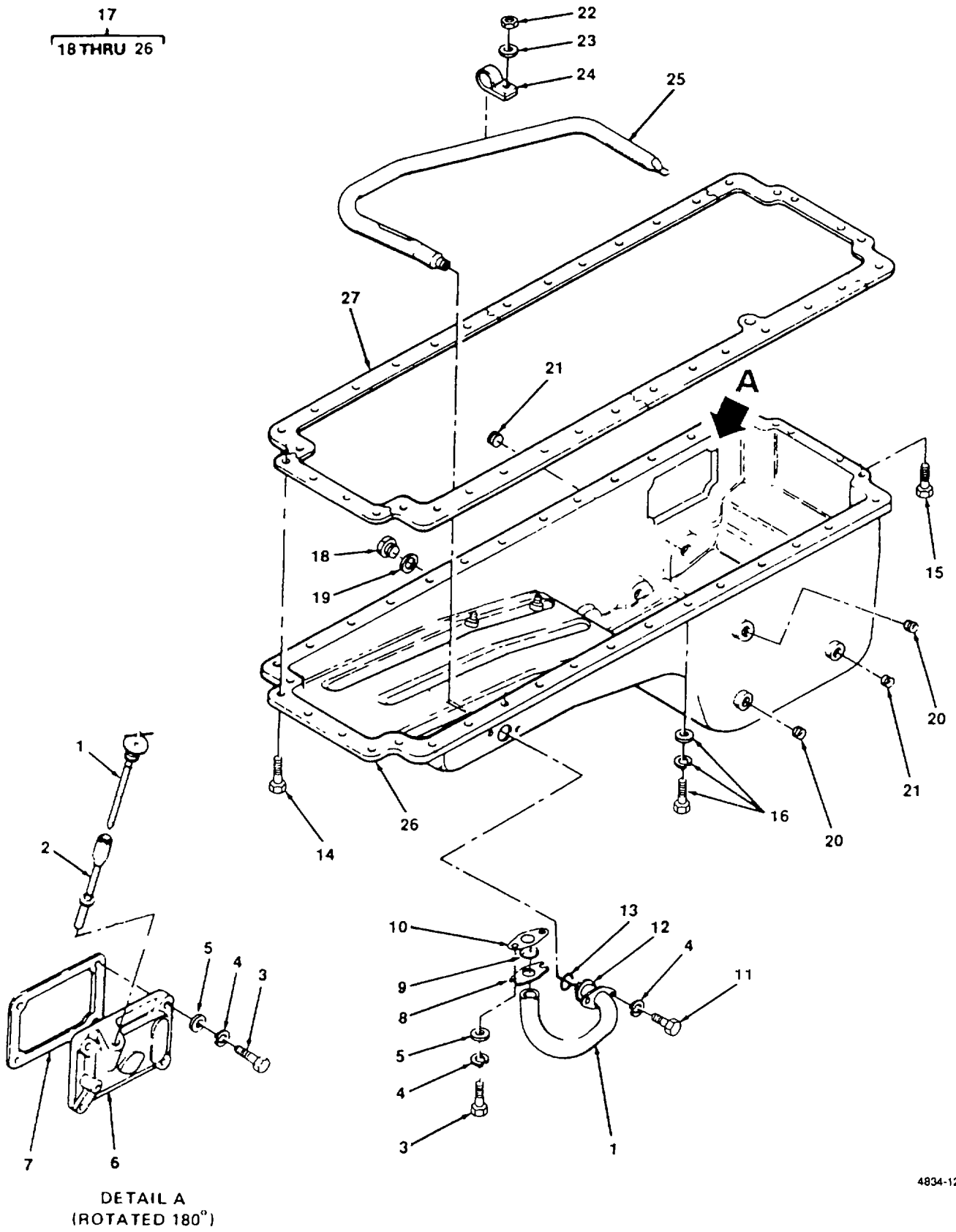


Figure 125. Oil Pan

(1) ITEM NO.	(2) FSCM	(3) PART NUMBER	(4) DESCRIPTION AND USABLE ON CODE	(5) QTY
			GROUP 18 ENGINE GROUP, DIESEL	
			FIG. 125 OIL PAN	
1	15434	199445	DIPSTICK	1
2	15434	101814	TUBE, OIL GAGE	1
3	15434	3010595	SCREW, CAP, 3/8-16 X 1 1/4 IN	6
4	15434	S-604	WASHER, LOCK, 3/8	8
5	15434	S-602	WASHER, FLAT, 3/8	6
6	15434	BR60323	COVER, HAND HOLE	1
7	15434	65274	GASKET, HAND HOLE	1
8	15434	3037830	RETAINER, SEAL	1
9	15434	3034986	SEAL, RECTANGULAR	1
10	15434	157551	GASKET, SUCTION FLANGE	1
11	15434	3035624	SCREW, HEX, 3/8-16 X 1 IN	2
12	15434	3029850	PLATE, CLAMPING	1
13	15434	3029847	O-RING SEAL	1
14	15434	S-186	SCREW, CAP, 7/16-14 X 1 3/4 IN	4
15	15434	S-605	SCREW, CAP, 5/16-24 X 1 1/4 IN	4
16	15434	3032674	SCREW, CAP, CAPTIVE, 7/16-20 X 1 3/8	28
17	15434	3031959	OIL PAN ASSEMBLY	1
18	15434	69962	PLUG, 1 IN	1
19	15434	67946	WASHER, FLAT, 11/32 IN	1
20	15434	3008468	PLUG, PIPE, 1/2 IN	2
21	15434	3008470	PLUG, PIPE, 2 IN	2
22	15434	39832	NUT, HEX, 5/16-18	3
23	15434	S-626	WASHER, FLAT, 11/32 IN	3
24	15434	3032708	CLIP	3
25	15434	3032707	TUBE, OIL SUCTION	1
26	15434	3030257	PAN, OIL	1
27	15434	3032861	GASKET, OIL PAN	1
			END OF FIGURE	

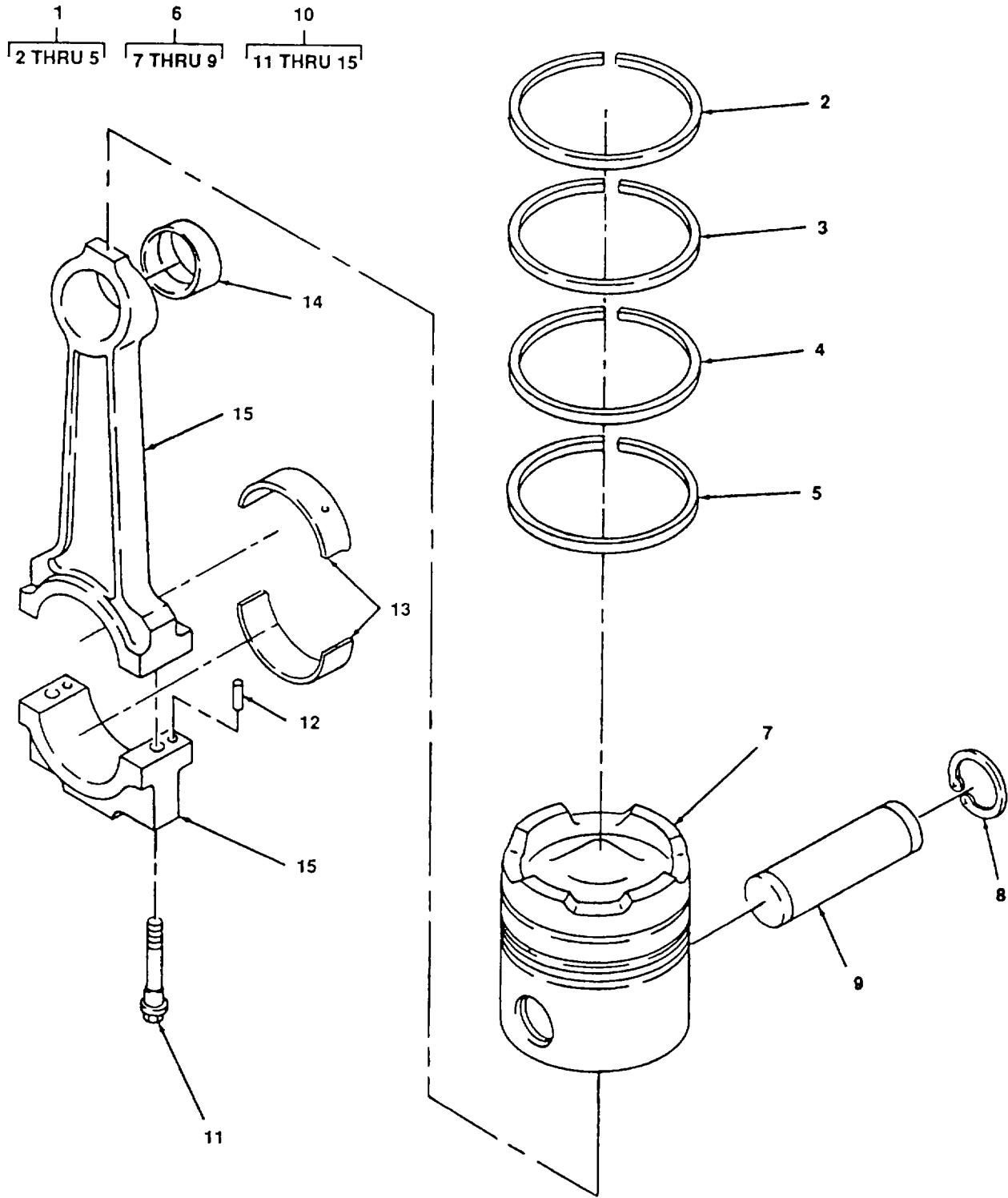


Figure 126. Pistons and Connecting Rod.

(1) ITEM NO.	(2) FSCM	(3) PART NUMBER	(4) DESCRIPTION AND USABLE ON CODE	(5) QTY
			GROUP 18 ENGINE GROUP, DIESEL	
			FIG.. 126 PISTON AND CONNECTING ROD	
1	15434	3801056	RING SET, PISTON	6
2	15434	218025	RING, COMP	1
3	15434	3012332	RING, COMP	1
4	15434	214730	RING, COMP	1
5	15434	218732	RING, OIL	1
6	15434	3032391	PISTON ASSEMBLY	6
7	15434	175755	RING, SNAP	2
8	15434	191970	PIN, PISTON	1
9	15434	3031140	PISTON	1
10	15434	3013930	CONNECTING ROD ASSEMBLY	6
11	15434	219153	BOLT, CONNECTING ROD	2
12	15434	70550	DOWEL	2
13	15434	414950	SHELL, CONNECTING ROD BEARING, 000 IN, .020 IN., 030 IN, 040 IN	2
14	15434	187420	BUSHING, PISTON PIN	1
15	15434	218808	CONNECTING ROD	1
			END OF FIGURE	

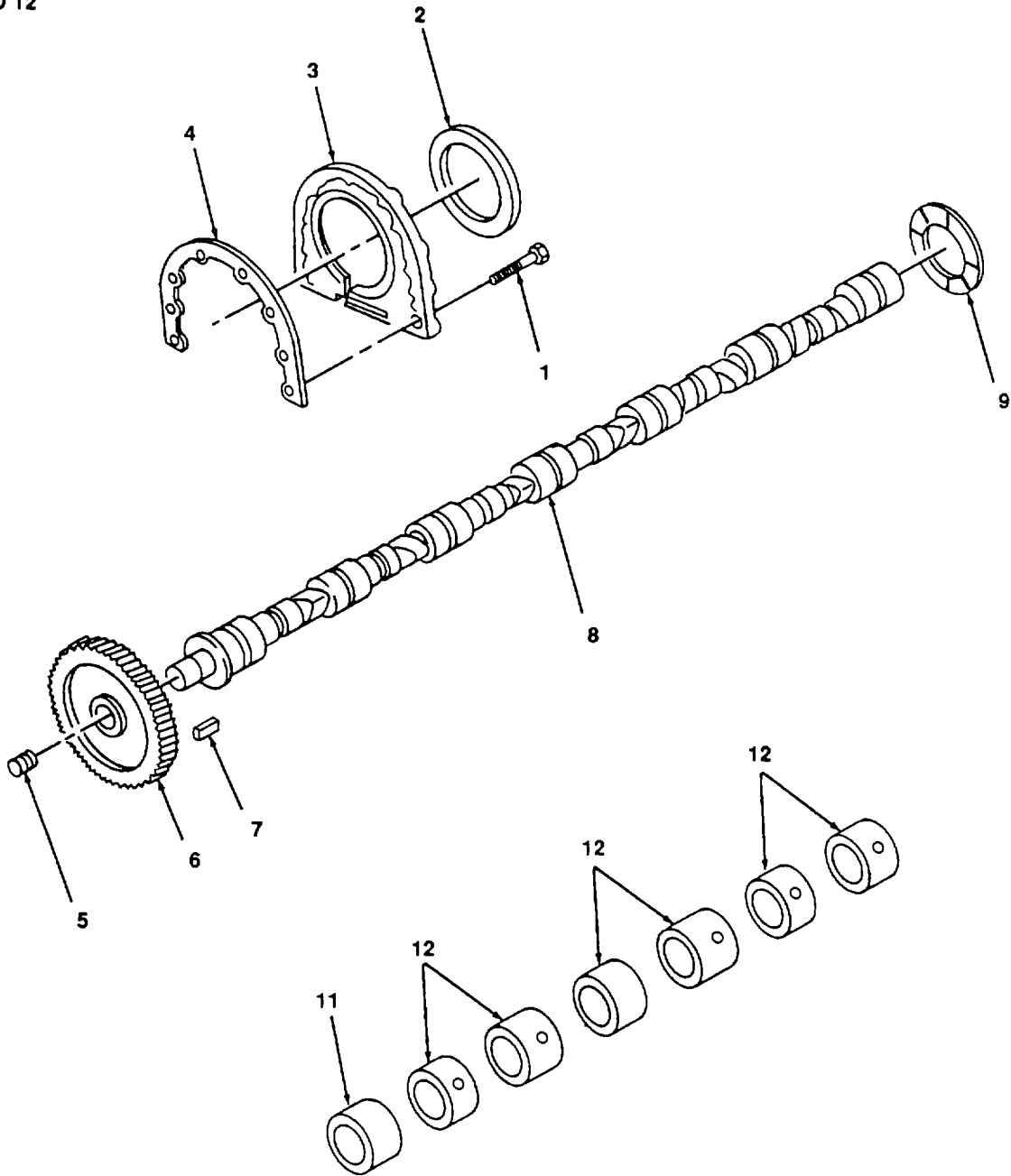
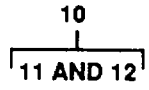


Figure 127. Camshaft.

(1) ITEM NO.	(2) FSCM	(3) PART NUMBER	(4) DESCRIPTION AND USABLE ON CODE	(5) QTY
			GROUP 18 ENGINE GROUP, DIESEL	
			FIG. 127 CAMSHAFT	
1	15434	3090594	SCREW, CAPTIVE	8
2	15434	211253	SEAL, REAR OIL	1
3	15434	209919	COVER, REAR	1
4	15434	40662-A	GASKET, REAR COVER	1
5	15434	68193	PLUG, PIPE	1
6	15434	3002901	GEAR, CAMSHAFT	1
7	15434	3021592	KEY, WOODRUFF	1
8	15434	3026975	CAMSHAFT	1
9	15434	215233	BEARING, THRUST	1
10	15434	BM-27253	CAMSHAFT, BUSHING ASSEMBLY	1
11	15434	100670	BUSHING	1
12	15434	157870	BUSHING	6
			END OF FIGURE	



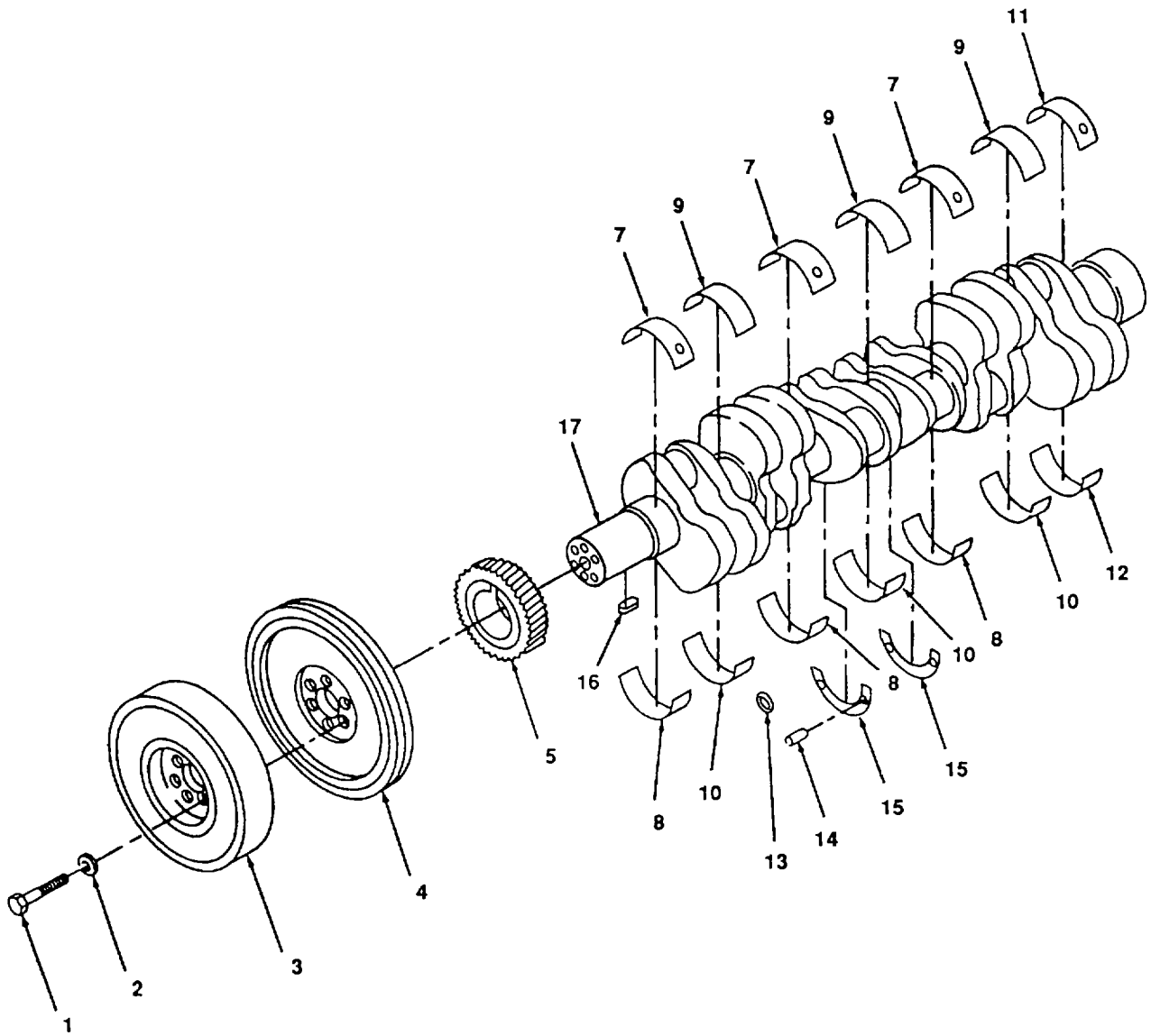
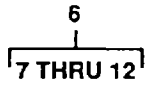


Figure 128. Crankshaft.

(1) ITEM NO.	(2) FSCM	(3) PART NUMBER	(4) DESCRIPTION AND USABLE ON CODE	(5) QTY
			GROUP 18 ENGINE GROUP, DIESEL	
			FIG. 128 CRANKSHAFT	
1	15434	213883	SCREW, CAP	6
2	15434	204165	WASHER, FLAT	6
3	15434	217323	DAMPER, VIBRATION	1
4	15434	211918	PULLEY, CRANKCASE	1
5	15434	3014614	GEAR	1
6	15434	3801260	SHELL, MAIN BEARING	1
7	15434	3019174	BEARING, MAIN (UPPER 1, 3, 5)	3
8	15434	3019180	BEARING, MAIN (LOWER 1, 3, 5)*	3
9	15434	3019186	BEARING, MAIN (UPPER 2, 4, 6)*	3
10	15434	3019192	BEARING, MAIN (LOWER 2, 4, 6)*	3
11	15434	3019198	BEARING, MAIN (UPPER 7)*	1
12	15434	3019204	BEARING, MAIN (LOWER 7)*	1
13	15434	60575	RING, MAIN BEARING	7
14	15434	202903	PIN, THRUST BEARING	8
15	15434	3019218	BEARING, THRUST	4
			*AVAILABLE IN 010", 020", 030", 040" UNDERSIZE	
16	15434	210179	KEY, WOODRUFF	1
17	15434	3024923	CRANKSHAFT	1
			END OF FIGURE	



(1) ITEM NO.	(2) FSCM	(3) PART NUMBER	(4) DESCRIPTION AND USABLE ON CODE	(5) QTY
			GROUP 18 ENGINE GROUP, DIESEL	
			FIG. 129 CYLINDER BLOCK	
1	15434	3014404	PISTON, COOLING NOZZLE ASSEMBLY	6
2	15434	3033822	SCREW, CAP, CAPTIVE	1
3	15434	3013591	NOZZLE, PISTON COOLING	1
4	15434	3007442	SEAL, O-RING	1
5	15434	AR11317	CYLINDER LINER KIT	6
6	15434	183049	SEAL, DRIVE	1
7	15434	3008998	SEAL, O-RING	1
8	15434	215090	SEAL, CREVICE	1
9	15434	213740	LINER, CYLINDER	1
10	15434	3019955	SHIM, LINER 0 007" (REPAIR ONLY)	A/R
10	15434	3019956	SHIM, LINER 0 008" (REPAIR ONLY)	A/R
10	15434	3019957	SHIM, LINER 0 009" (REPAIR ONLY)	AIR
10	15434	3019958	SHIM, LINER 0 020" (REPAIR ONLY)	A/R
10	15434	3019959	SHIM, LINER 0 31" (REPAIR ONLY)	A/R
10	15434	3019960	SHIM, LINER 0 62" (REPAIR ONLY)	A/R
11	15434	38011331	CYLINDER BLOCK ASSEMBLY	1
12	15434	60408	DOWEL	1
13	15434	S-911-B	PLUG, PIPE, 1/8 IN	2
14	15434	3013786	PLUG, PIPE, 3/8 IN	5
15	15434	70653	DOWEL	1
16	15434	208346	SCREW, CAP, HEX	14
17	15434	140218	WASHER, FLAT	14
18	15434	3008047	CAP, MAIN BEARING (NO 1, 3 AND 5)	3
18	15434	3008048	CAP, MAIN BEARING (NO. 2, 4 AND 6)	3
18	15434	3008049	CAP, MAIN BEARING (NO 7 ONLY)	1
19	15434	3008468	PLUG, PIPE, 1/2 IN.	5
20	15434	201884	PLUG, THREADED	1
21	15434	66292	WASHER, PLAIN	1
22	15434	67211	DOWL, REAR MAIN	2
23	15434	68585	DOWEL, PIN	6
24	15434	3008466	PLUG, PIPE, 1/4 IN	2
25	15434	S-679	WASHER, FLAT	1
26	15434	S-719	PLUG, EXPANSION	1
27	15434	3011952	PLUG, EXPANSION	1
28	15434	S-966-E	PLUG, PIPE, 1 IN	1

(1) ITEM NO.	(2) FSCM	(3) PART NUMBER	(4) DESCRIPTION AND USABLE ON CODE	(5) QTY
			FIG. 129 CYLINDER BLOCK (CONT)	
29	15434	3013623	SCREW, CAP, HEX	36
30	15434	209700	WASHER, FLAT	36
31	15434	3025888	PIN, GROOVED	6
32	15434	3013904	SCREW, CAP, CAPTIVE	6
33	15434	132019	COVER, WATER HEAD	1
34	15434	70089-1	GASKET, COVER	1
35	15434	3031150	BLOCK, CYLINDER	1
			END OF FIGURE	

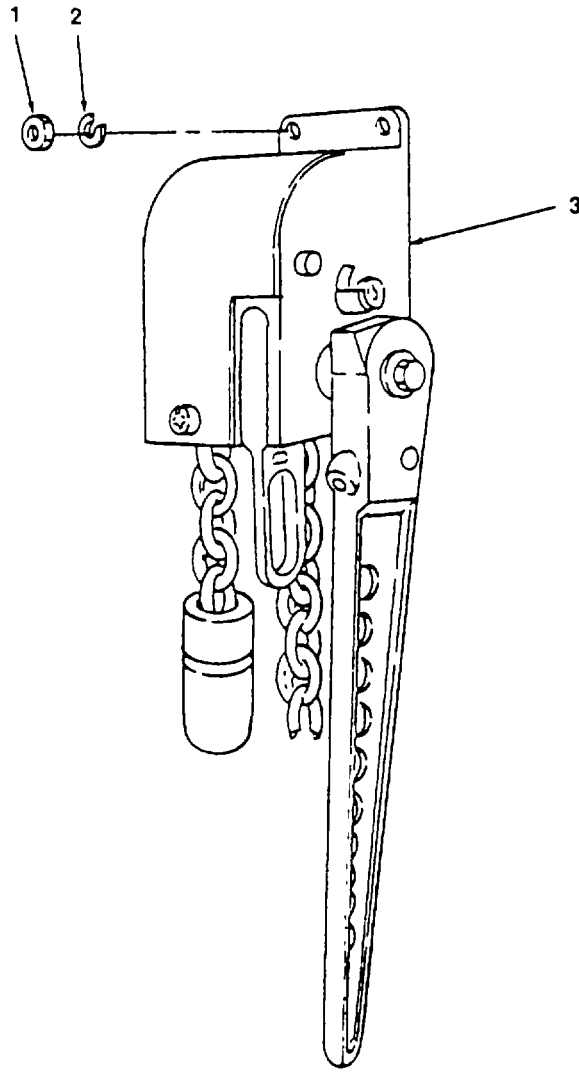


Figure 130. Handrake

(1) ITEM NO.	(2) FSCM	(3) PART NUMBER	(4) DESCRIPTION AND USABLE ON CODE	(5) QTY
1 2 3	96906 96906 76622	MS51967-21 MS35338-50 800-RG	GROUP 19 BRAKE SYSTEM, AIR  FIG.. 130 HANDBRAKE  NUT, 5/8 WASHER, LOCK, 5/8 BRAKE ASSY., HAND  END OF FIGURE	2 2 1

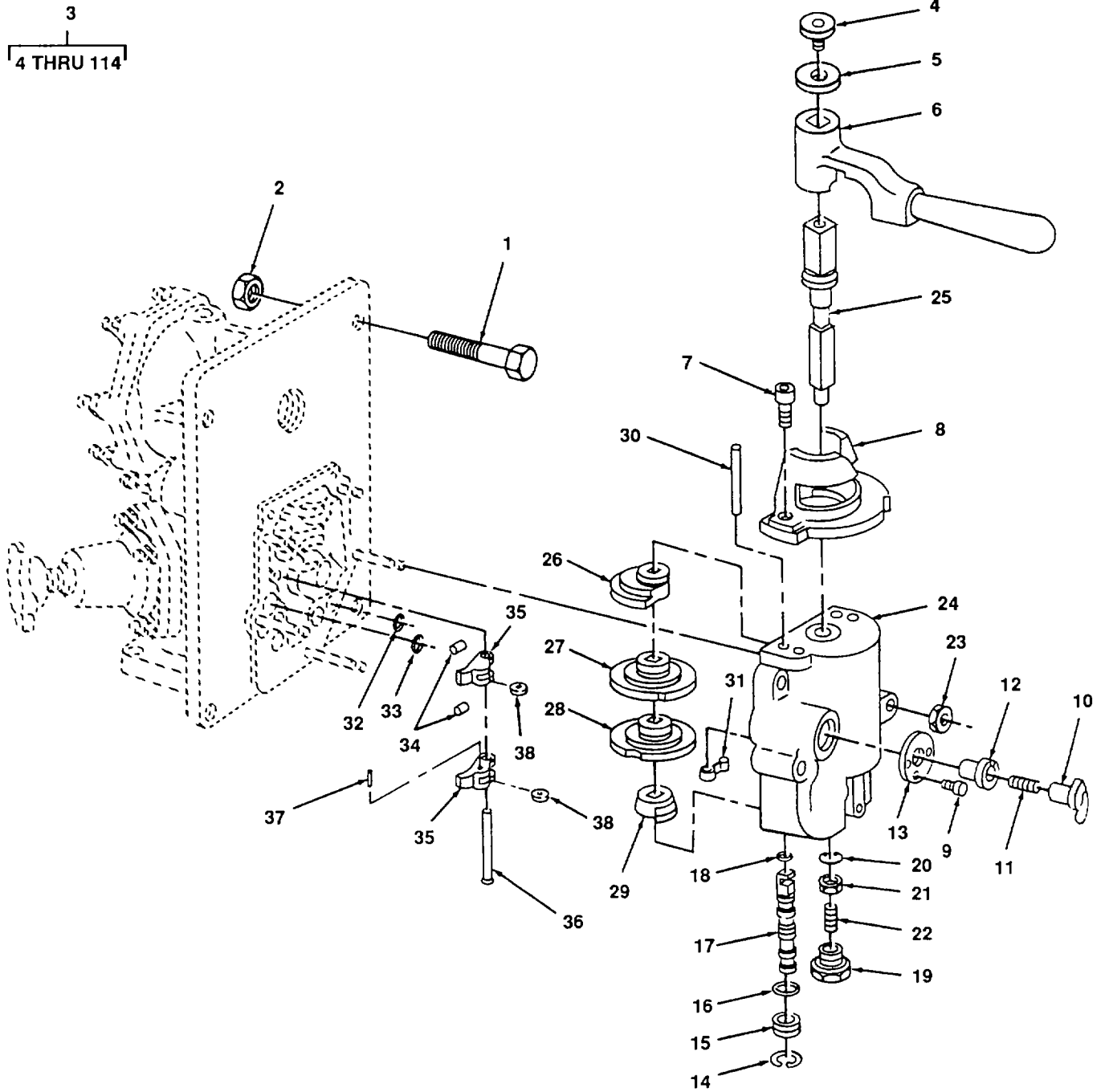


Figure 131. Valve, Automatic Brake (Sheet 1 of 3)



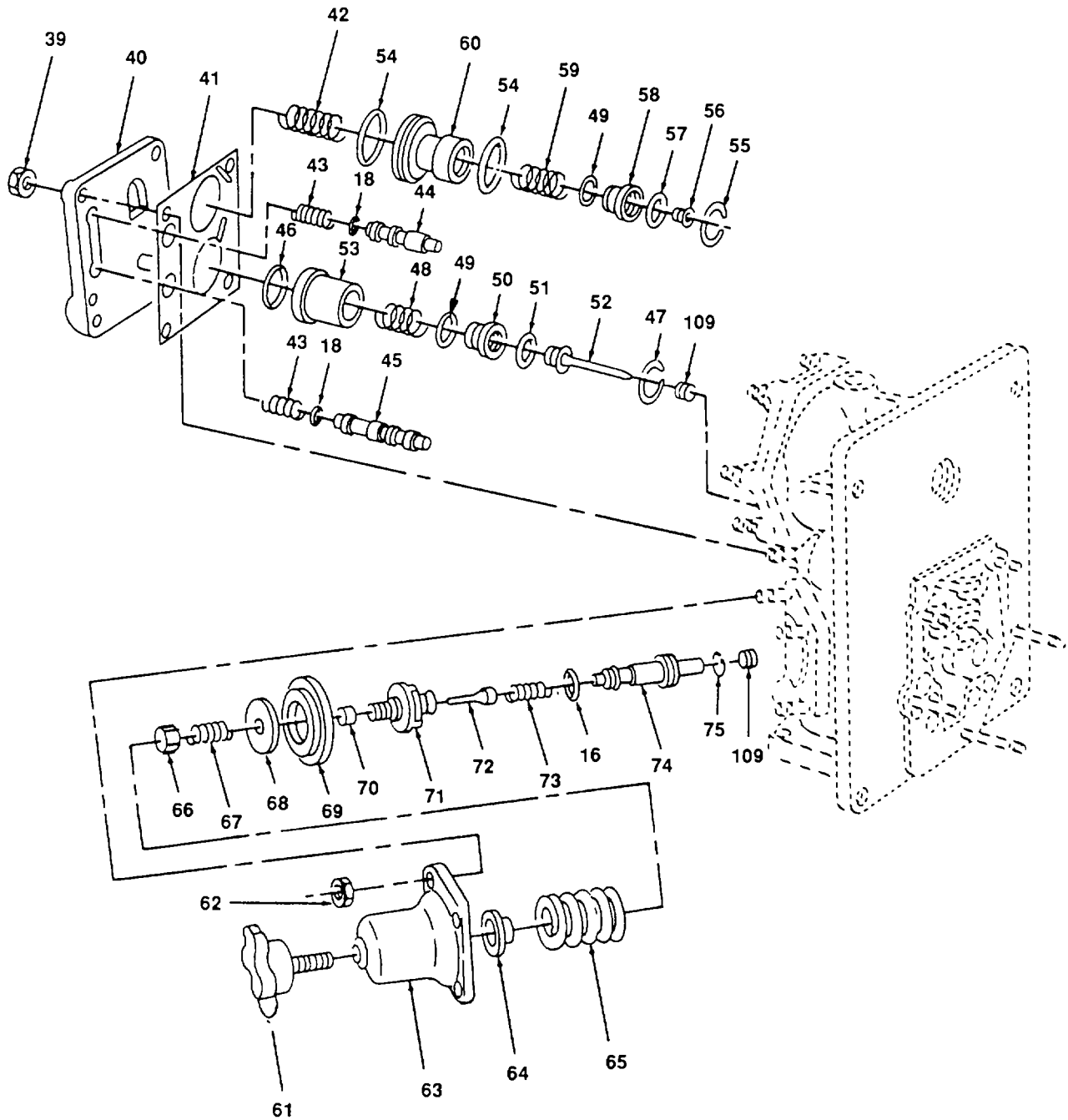


Figure 131. Valve, Automatic Brake (Sheet 2 of 3)

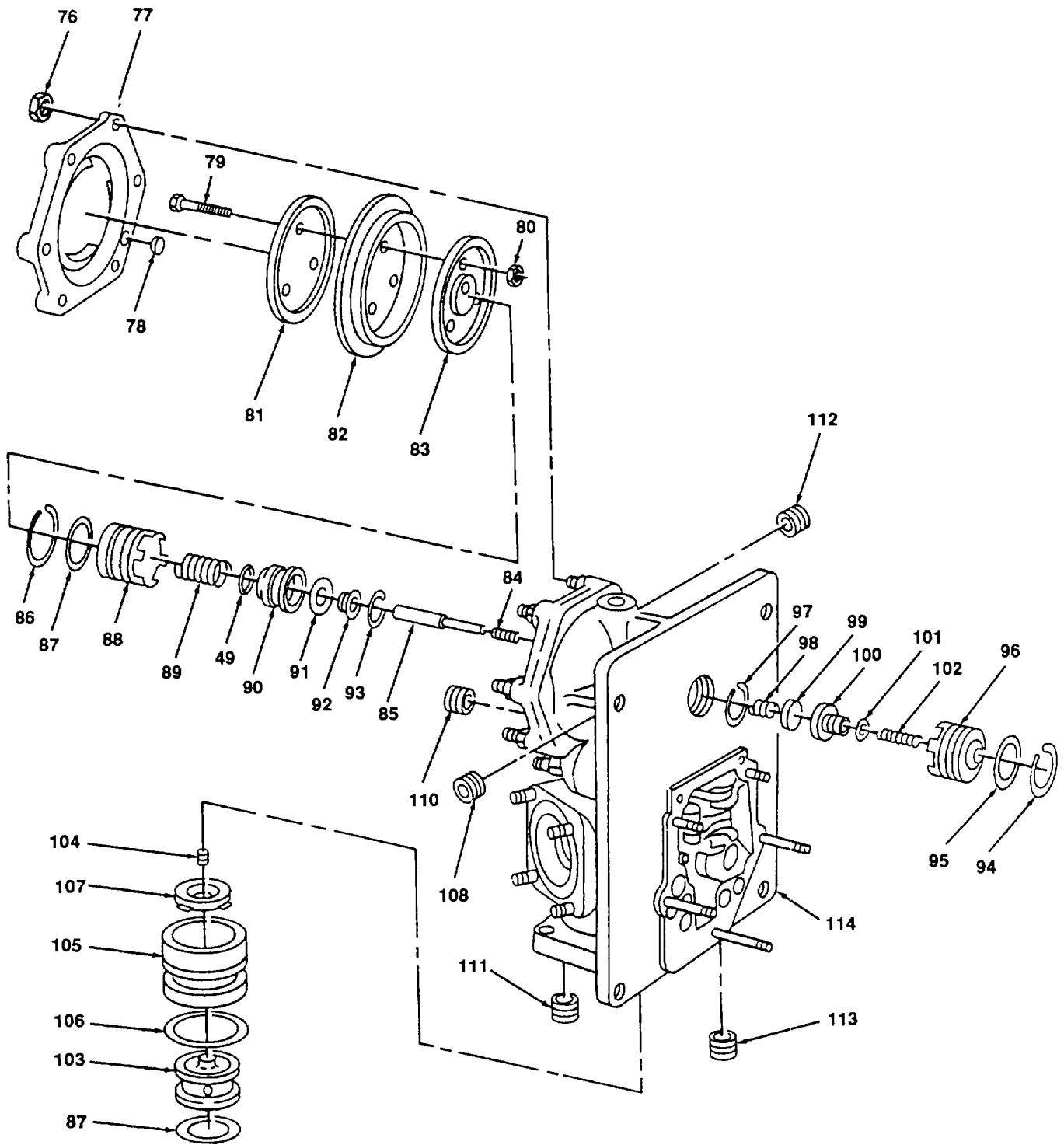


Figure 131. Valve, Automatic Brake (Sheet 3 of 3)

(1) ITEM NO.	(2) FSCM	(3) PART NUMBER	(4) DESCRIPTION AND USABLE ON CODE	(5) QTY
			GROUP 19 BRAKE SYSTEM, AIR	
			FIG 131 VALVE, AUTOMATIC BRAKE	
1	96906	MS90725	BOLT	4
2	96906	MS51922-23	NUT, LOCK	4
3	82722	562073	VALVE BRAKE, AUTOMATIC	1
4	82722	566156	SCREW, SOCKET-HEAD	1
5	82722	566155	WASHER, FLAT	1
6	82722	558495	HANDLE	1
7	82722	526640	SCREW, SOCKET-HEAD	2
8	82722	558476	QUADRANT	1
9	82722	64910	SCREW	3
10	82722	562075	VALVE, CUTOFF CONTROL KNOB	1
11	82722	570625	SPRING	1
12	82722	562074	VALVE, CUTOFF PILOT OPERATING SHAFT	1
13	82722	561715	PLATE, INSIGNIA	1
14	82722	526445	RING, RETAINING	1
15	82722	558462	PLUG	1
16	82722	524935	O-RING	4
17	82722	561717	VALVE, CUTOFF	1
18	82722	524612	O-RING	4
19	82722	558459	CAPNUT, SPILLOVER CHECK VALVE	1
20	82722	558460	RING, RETAINING	2
21	82722	529009	VALVE, CHECK	2
22	82722	562336	SPRING	2
23	82722	96500	NUT	5
24	82722	558483	CAM, HOUSING	1
25	82722	558474	SHAFT, CAM	1
26	82722	558473	VALVE, EMERGENCY CAM	1
27	82722	562090	VALVE, REGULATING CAM	1
28	82722	562089	VALVE, SUPPRESSION CAM	1
29	82722	55847n	VALVE, VENT CAM	1
30	82722	558468	PIN	1
31	82722	562303	DOG, CAM	1
32	82722	534527	O-RING	4
33	82722	534031	O-RING	1

(1) ITEM NO.	(2) FSCM	(3) PART NUMBER	(4) DESCRIPTION AND USABLE ON CODE	(5) QTY
			FIG 131 VALVE, AUTOMATIC BRAKE (CONT)	
34	82722	550673	PINS, CYLINDRICAL SPRING	2
35	82722	558467	DOGS, CAM	2
36	82722	558469	PIN, CAM	1
37	82722	559233	PIN	1
38	82722	567289	ROLLER, CAM DOG	2
39	82722		NUT	4
40	82722	558487	COVER	1
41	82722	557394	GASKET	1
42	82722	93070	VALVE, CUTOFF SPRING	1
43	82722	570511	VALVE, EMERGENCY SPRING	1
44	82722	558477	VALVE, EMERGENCY	1
45	82722	558479	VALVE, SUPPRESSION	1
46	82722	526388	O-RING	1
47	82722	536868	RETAINING RING	1
48	82722	562295	SPRING	1
49	82722	524614	O-RING	1
50	82722	558449	HOUSING	1
51	82722	557396	SEAL	1
52	82722	558484	RETAINER	1
53	82722	558482	VALVE, VENT CAGE	1
54	82722	526388	O-RING	1
55	82722	536868	RETAINING RING	1
56	82722	562300	RETAINER	1
57	82722	557396	SEAL	1
58	82722	558449	HOUSING	1
59	82722	562295	SPRING	1
60	82722	558485	VALVE, CUTOFF CAGE	1
62	82722		NUT	4
61	82722	558495	HANDLE	1
63	82722	562310	VALVE, REGULATING SPRING HOUSING	1
64	82722	566480	SEAT, SPRING	1
65	82722	562293	SPRING, ADJUSTING	1
66	82722	560415	VALVE, EXHAUST SPRING SEAT	1
67	82722	560410	SPRING	1
68	82722	562345	FOLLOWER	1

(1) ITEM NO.	(2) FSCM	(3) PART NUMBER	(4) DESCRIPTION AND USABLE ON CODE	(5) QTY
			FIG 131 VALVE, AUTOMATIC BRAKE (CONT)	
69	82722	562346	DIAPHRAGM	1
70	82722	560417	SEAT, SPRING	1
71	82722	560418	VALVE, SEAT EXHAUST	1
72	82722	560411	VALVE, INLET	1
73	82722	561135	SPRING	1
74	82722	560421	VALVE, REGULATING INLET	1
75	82722	534459	RETAINING RING	1
76	82722	96500	NUTS	6
77	82722	562317	COVER, VALVE	1
78	82722	527717	GASKET, 9/16 O D RING	1
79	82722	562299	SCREW, RETAINING	3
80	82722	17152	NUT	3
81	82722	559583	FOLLOWER, UPPER	1
82	82722	536300	DIAPHRAGM	1
83	82722	562313	FOLLOWER, LOWER	1
86	82722	540570	RETAINING RING	1
85	82722	554953	STEM, DIAPHRAGM	1
84	82722	562294	SPRING	1
87	82722	532282	O-RING	1
88	82722	562304	VALVE, EXHAUST CAGE	1
89	82722	562295	SPRING	1
90	82722	558449	HOUSING	1
91	82722	557396	VALVE, SEAL	1
92	82722	562300	RETAINER	1
93	82722	536868	RING, RETAINING	1
94	82722	558938	RING, RETAINING	1
95	82722	536239	O-RING	1
96	82722	554951	VALVE, SUPPLY CAGE	1
97	82722	850021	RING, RETAINING	1
98	82722	562301	RETAINER	1
99	82722	850047	SEAL	1
100	82722	554952	HOUSING	1
101	82722	532257	O-RING	1
102	82722	562292	SPRING, CAGE	1
103	82722	558491	VALVE, RESERVOIR CUTOFF PISTON	1

(1) ITEM NO.	(2) FSCM	(3) PART NUMBER	(4) DESCRIPTION AND USABLE ON CODE	(5) QTY
			FIG 131 VALVE, AUTOMATIC BRAKE (CONT)	
104	82722	562297	SPRING	1
105	82722	558490	VALVE, CUTOFF SEAT	1
106	82722	524715	O-RING	2
107	82722	551188	VALVE, CHECK	1
108	82722	523179	CHOKE, PLUGS	5
109	82722	523437	PLUG, HEX, 1/8 IN	2
110	82722	57585	PLUG, 3/8 CHOKE	1
111	82722	528323	PLUG, 3/8 CHOKE	1
112	82722	50716	PLUG, 3/8 CHOKE	1
113	82722	528324	PLUG, 3/8 CHOKE	1
114	82722	558440	VALVE, BRAKE BODY	1
			END OF FIGURE	

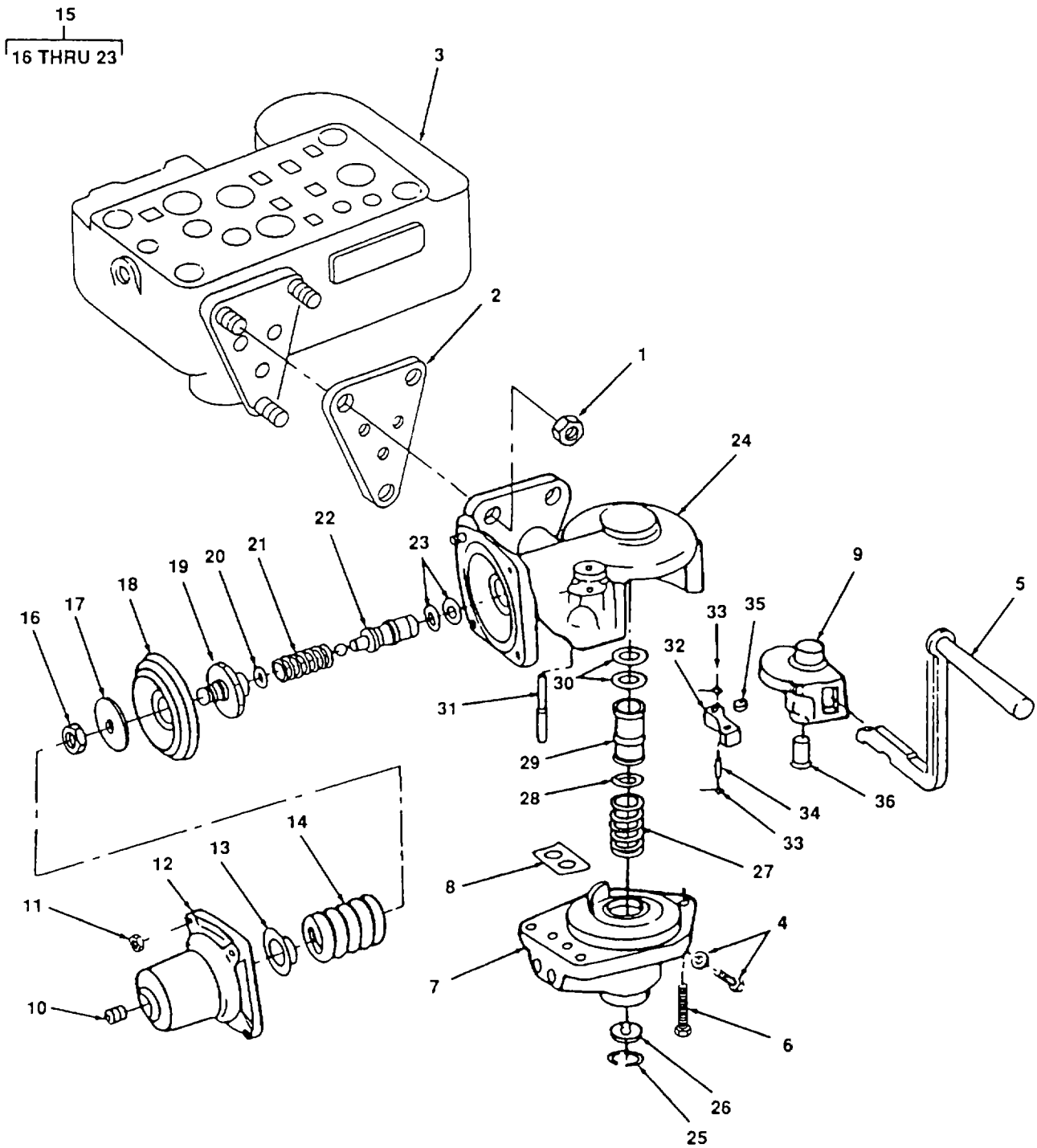


Figure 132. Valve Independent Brake.

(1) ITEM NO.	(2) FSCM	(3) PART NUMBER	(4) DESCRIPTION AND USABLE ON CODE	(5) QTY
			GROUP 19 BRAKE SYSTEM, AIR	
			FIG 132 VALVE, INDEPENDENT BRAKE	
1	96906	2505	NUT	3
2	82722	557237	GASKET	1
3	82722	558492	BRACKET, PIPE	1
4	82722	575792	PIN ASSEMBLY	1
5	82722	572888	HANDLE ASSEMBLY	1
6	82722	7978	SCREW, HEX-HEAD	3
7	82722	558505	VALVE, QUICK-RELEASE BODY	1
8	82722	557236	GASKET	1
9	82722	559453	CAM	1
10	82722	536005	SCREW, ADJUSTING	1
11	82722	96500	NUT	4
12	82722	562337	HOUSING, SPRING	1
13	82722	566480	SEAT, SPRING	1
14	82722	562293	SPRING, REGULATING VALVE	1
15	82722	562350	SEAT, EXHAUST VALVE ASSEMBLY	1
16	82722	526489	NUT	1
17	82722	526345	FOLLOWER	1
18	82722	526346	DIAPHRAGM	1
19	82722	562307	VALVE, EXHAUST SEAT	1
20	82722	564056	O-RING	1
21	82722	561135	VALVE, EXHAUST SPRING	1
22	82722	564377	VALVE, INLET-EXHAUST	1
23	82722	531868	O-RING	2
24	82722	559262	VALVE BODY	1
25	82722	536904	RING, RETAINER	1
26	82722	559005	SPRING, SEAT	1
27	82722	559228	SPRING, QUICK-RELEASE	1
28	82722	524935	O-RING	1
29	82722	558508	VALVE, QUICK-RELEASE	1
30	82722	524614	O-RING	2
31	82722	558407	PIN, CAM DOG	1
32	82722	535756	CAM, DOG	1
33	82722	5735	PIN, COTTER	2
34	82722	535758	PIN, ROLLER	1



(1) ITEM NO.	(2) FSCM	(3) PART NUMBER	(4) DESCRIPTION AND USABLE ON CODE	(5) QTY
35 36	82722 82722	535757 558509	FIG 132 VALVE, INDEPENDENT BRAKE (CONT)  ROLLER VALVE, BRAKE PUSH PIN  END OF FIGURE	1 1

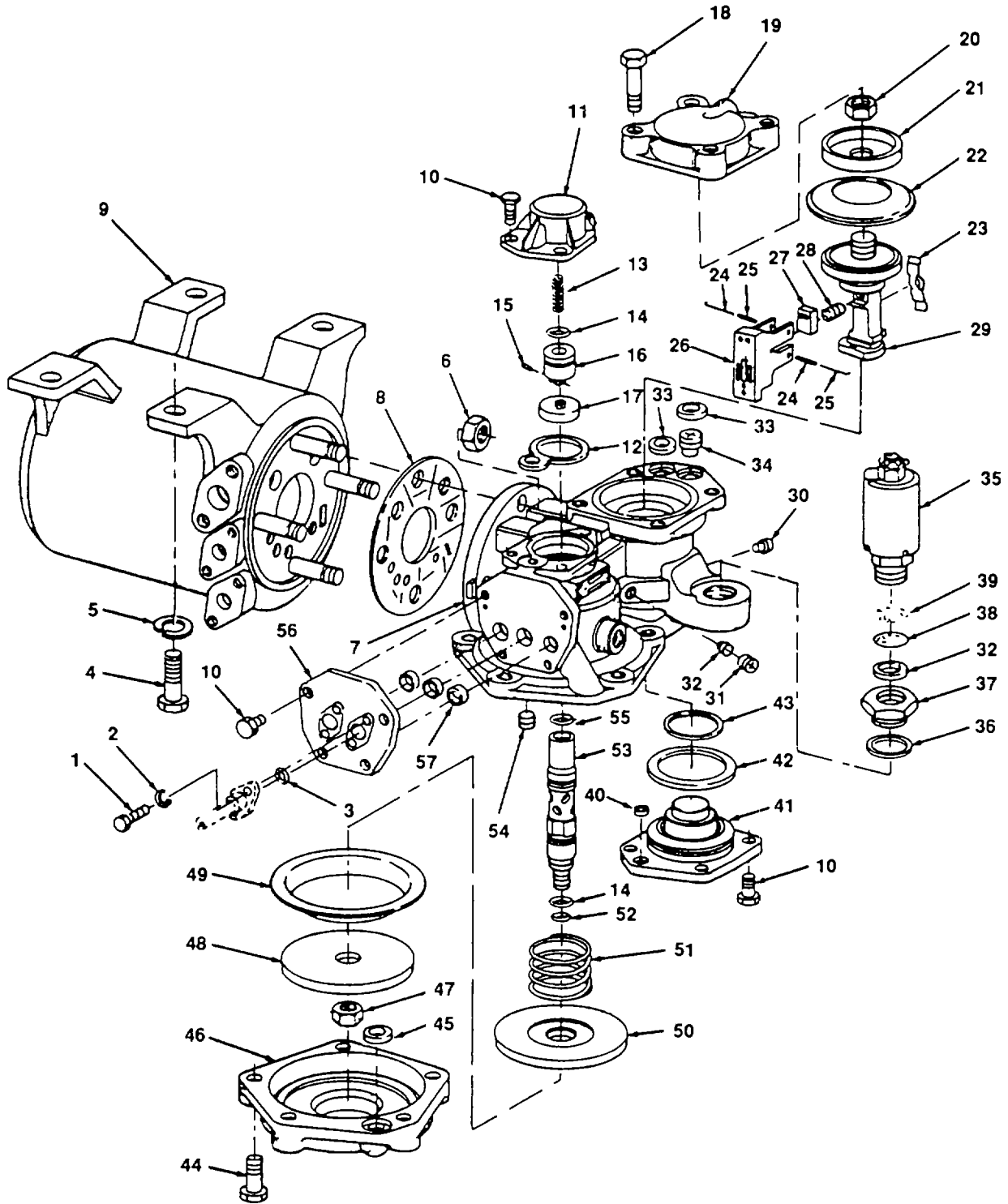


Figure 133. Valve, 6NFR Distributing

(1) ITEM NO.	(2) FSCM	(3) PART NUMBER	(4) DESCRIPTION AND USABLE ON CODE	(5) QTY
			GROUP 19 BRAKE SYSTEM, AIR	
			FIG 133 VALVE, 6NFR DISTRIBUTING AND SAFETY VALVE	
1	96906	MS90725-113	SCREW, HEX, 1/2 X 1 1/2 IN	4
2	96906	MS35338-48	WASHER, LOCK, 1/2 IN	4
3	82722	WR-146	SEAL, O-RING	2
4	96906	MS90725-163	SCREW, HEX, 5/8 X 1 3/4 IN	4
5	96906	MS35338-50	WASHER, LOCK, 5/8	4
6	96906	MS51967-21	NUT	4
7	82722	563144	VALVE, GND DISTRIBUTING	1
8	82722	58013	GASKET, RUBBER	1
9	82722	511752	TANK, RESERVOIR	1
10	82722	7978	SCREW, HEX-HEAD, 3/8 IN-16X 1 IN	11
11	82722	564689	COVER, TOP	1
12	82722	553823	GASKET, TOP COVER	1
13	82722	545053	SPRING, CARRIER	1
14	82722	527555	O-RING, 1 1/8 IN OD	3
15	82722	550419	PIN, SPRING	1
16	82722	564051	CARRIER, CHECK VALVE	1
17	82722	564050	VALVE, CHECK	1
18	82722	25428	SCREW, HEX-HEAD, 1/2 IN X 2 1/8 IN.	4
19	82722	562066	COVER, EQUALIZING PISTON	1
20	82722	502387	NUT	1
21	82722	552186	FOLLOWER, DIAPHRAGM	1
22	82722	564210	DIAPHRAGM	1
23	82722	93946	SPRING, SLIDE VALVE	1
24	82722	97379	PIN, SLIDE VALVE	2
25	82722	97378	LOCK, SLIDE VALVE	2
26	82722	562063	VALVE, SLIDE	1
27	82722	94851	VALVE, GRADUATING	1
28	82722	93940	SPRING, VALVE GRADUATING	1
29	82722	562065	PISTON, EQUALIZING	1
30	82722	515591	PLUG, 1/8 IN. CHOKE	1
31	82722	562061	PLUG, 1/4 IN SOCKET	1
32	82722	97286	PLUG	1
33	82722	95611	GASKET, 1IN OD RING	3
34	82722	536126	PLUG	1

(1) ITEM NO.	(2) FSCM	(3) PART NUMBER	(4) DESCRIPTION AND USABLE ON CODE	(5) QTY
			FIG 133 VALVE, NFR DISTRIBUTING AND SAFETY VALVE (CONT)	
35	82722	562060	VALVE, SAFETY	1
36	82722	524413	O-RING, 1 3/4 IN O D	1
37	82722	562071	ADAPTER	1
38	82722	518584	STRAINER, ADAPTER	1
39	82722	518585	SCREEN, ADAPTER	1
40	82722	99422	GASKET, 15/32 O D RING	1
41	82722	562067	COVER, BLANKING	1
42	82722	523745	O-RING, 33/4 IN O D	1
43	82722	559273	GASKET, 2 5/8 O D RING	1
44	82722	6272	SCREW, HEX-HEAD	5
45	82722	98796	GASKET	1
46	82722	562810	COVER, BOTTOM	1
47	82722	569171	NUT, LOCK, 3/4 IN	1
48	82722	556309	FOLLOWER, DIAPHRAGM	1
49	82722	564081	DIAPHRAGM	1
50	82722	556308	HEAD, PISTON	1
51	82722	556305	SPRING	1
52	82722	523734	O-RING, 7/8 IN	1
53	82722	556306	STEM, PISTION	1
54	82722	78758	PLUG	1
55	82722	511382	GASKET, 1 1/8 IN O-RING	1
56	82722	562064	COVER, BLANKING	1
57	82722	511382	GASKET, 1 7/37 IN O D RING	3
			END OF FIGURE	

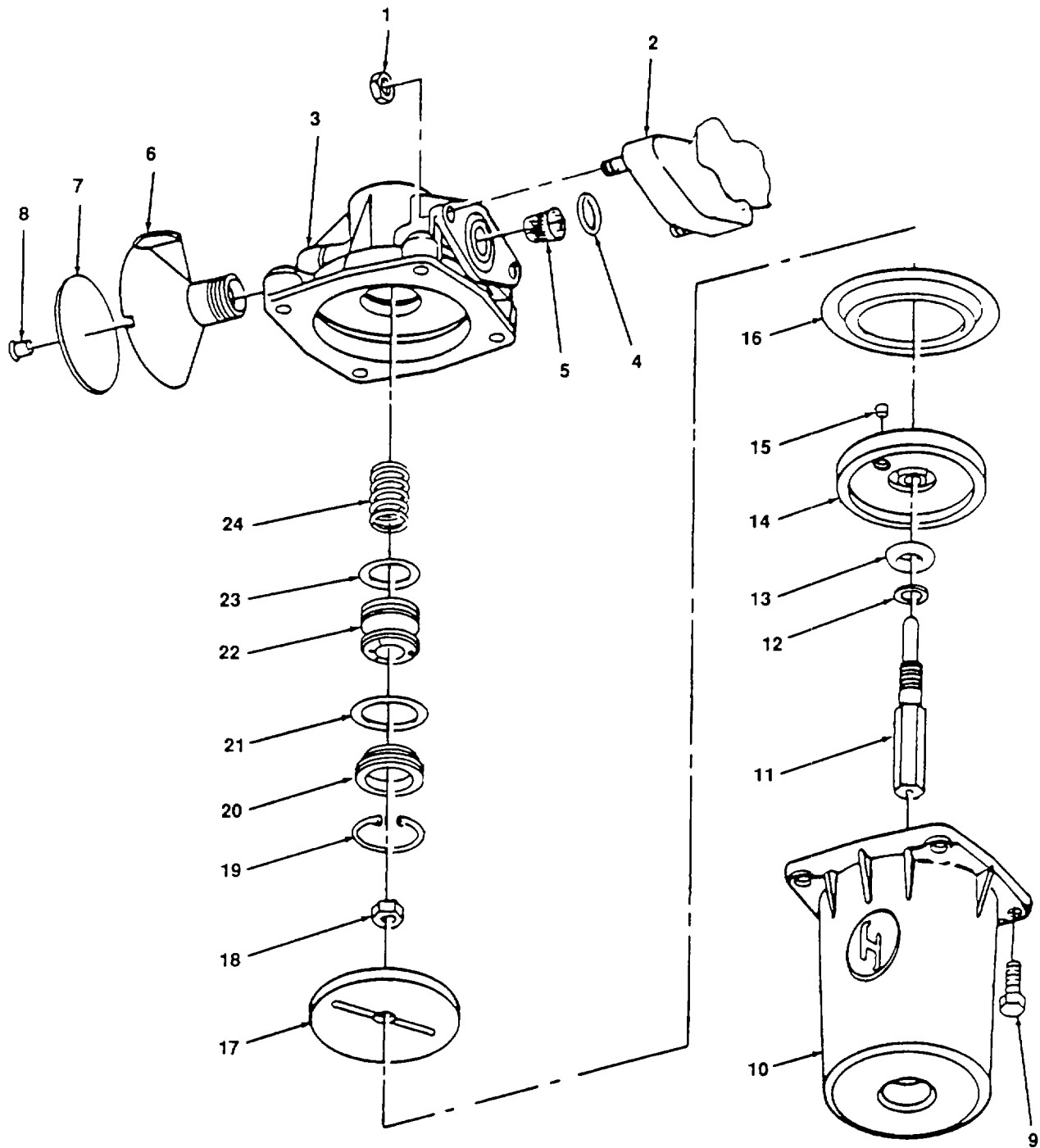


Figure 134. Valve, No. 8 Vent.

(1) ITEM NO.	(2) FSCM	(3) PART NUMBER	(4) DESCRIPTION AND USABLE ON CODE	(5) QTY
			GROUP 19 BRAKE SYSTEM, AIR	
			FIG 134 VALVE, NO. 8 VENT	
1	96906	MS51967-15	NUT	2
2	82722	566404	BRACKET, PIPE	1
3	82722	5648-11	BODY	1
4	82722	93986	GASKET, 1 15/16 IN O D. RING	1
5	82722	568058	STRAINER	1
6	82722	757548	BODY, VENT PROTECTOR	1
7	82722	502465	SEAL	1
8	82722	571140	RIVET, POP	1
9	96906	7978	SCREW, 3/8-16 X1 IN, HEX HEAD	4
10	82722	564872	HOUSING, DIAPHRAGM	1
11	82722	567969	STEM, PISTON	1
12	82722	567971	WASHER	1
13	82722	564808	SEAL, BLOWDOWN CHOKE	1
14	82722	564807	PISTON	1
15	82722	506276	FELT	1
16	82722	564210	DIAPHRAGM	1
17	82722	564810	FOLLOWER, DIAPHRAGM	1
18	96906	568624	NUT, LOCKING, 1/2 IN.	1
19	82722	530121	RING, RETAINER	1
20	82722	564813	SEAT, EXHAUST VALVE	1
21	82722	524413	O-RING, 1 3/4 IN	1
22	82722	564814	VALVE, EXHAUST	1
23	82722	524794	O-RING	1
24	82722	564817	SPRING, EXHAUST VALVE	1
			END OF FIGURE	

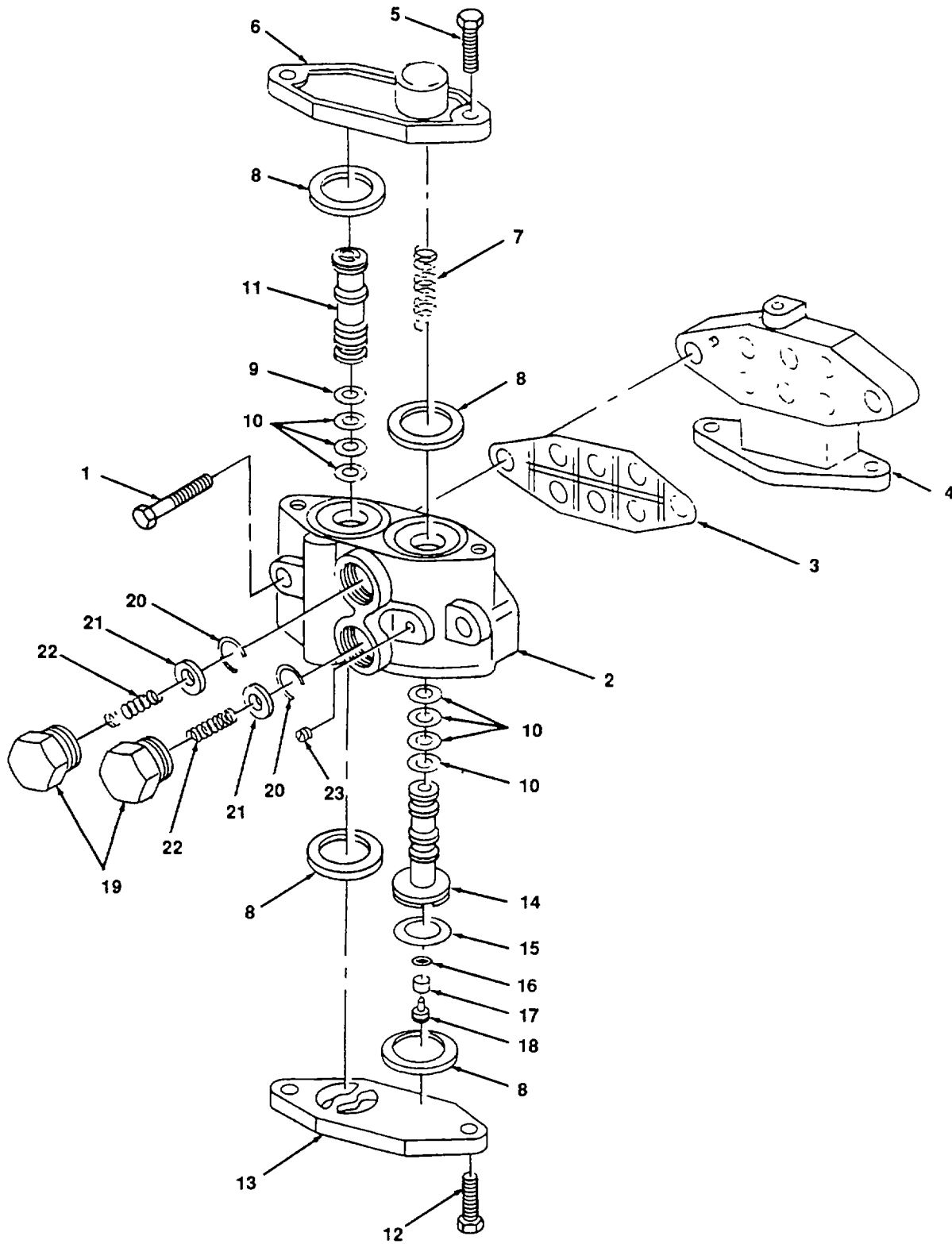


Figure 135. Valve, A-1 Charging Cutoff Pilot.

(1) ITEM NO.	(2) FSCM	(3) PART NUMBER	(4) DESCRIPTION AND USABLE ON CODE	(5) QTY
			GROUP 19 BRAKE SYSTEM, AIR	
			FIG 135 VALVE, A-1 CHARGING CUTOFF PILOT	
1	96906	750598	BOLT, HEX-HEAD, 1/2 IN X3 IN	2
2	82722	562848	BODY	1
3	82722	562614	GASKET, PIPE BRACKET	1
4	82722	562860	BRACKET, PIPE	1
5	96906	11760	SCREW, HEX-HEAD, 1/2 IN X 1 3/8 IN	2
6	82722	562859	COVER, TOP	1
7	82722	578088	SPRING, ACTUATING PISTON	1
8	82722	533416	GASKET, 2 IN OD RING	4
9	82722	523734	O-RING, 7/8 IN O D	1
10	82722	531868	O-RING, 3/8 IN OD	8
11	82722	562857	PISTON, CUT-OFF	1
12	96906	523690	SCREW, HEX-HEAD, 1/2 IN X 1 1/4 IN	2
13	82722	562856	COVER, BOTTOM	1
14	82722	562854	PISTON, ACTUATING	1
15	82722	526388	O-RING, 1 3/8 IN O D	1
16	82722	525033	RETAINER, STRAINER	1
17	82722	525032	STRAINER, FELT	1
18	82722	552438	PLUG	1
19	82722	558459	NUT, CAP	2
20	82722	558462	RING, RETAINER CHECK VALVE	2
21	82722	529009	VALVE, CHECK	2
22	82722	562336	SPRING	2
23	82722	562867	PLUG, 1/8 CHOKE	1
			END OF FIGURE	



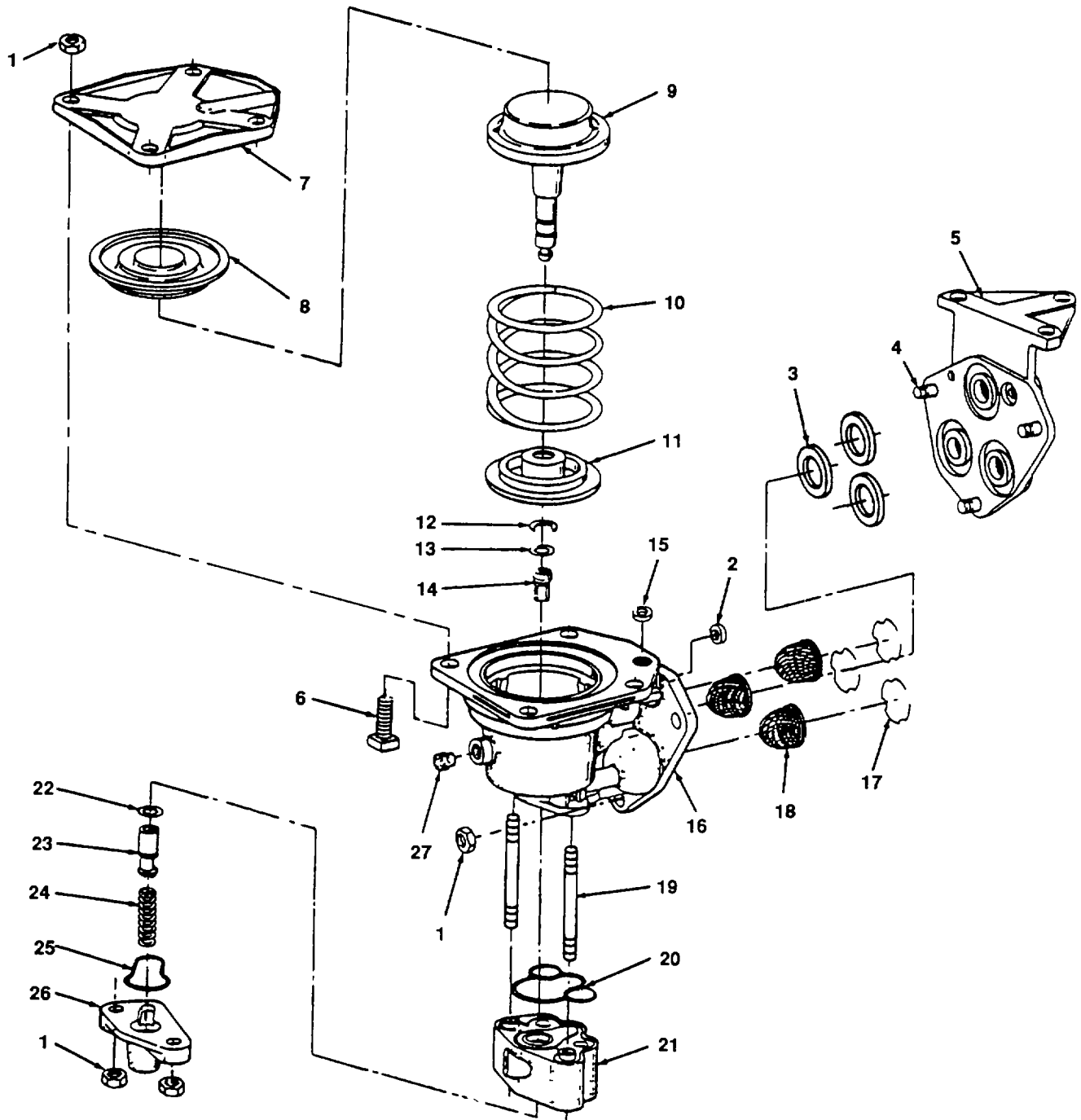


Figure 136. Valve, H-5 Relay Air.

(1) ITEM NO.	(2) FSCM	(3) PART NUMBER	(4) DESCRIPTION AND USABLE ON CODE	(5) QTY
			GROUP 19 BRAKE SYSTEM, AIR	
			FIG 136 VALVE, H-5 AIR	
1	82722	1296	NUT, HEX-HEAD, 3/8 IN -16	9
2	82722	550992	GASKET, 3/4 IN OD RING	1
3	82722	93840	GASKET, 1 1/2 IN O D RING	3
4	82722	85475	STUD, 3/8 IN -16 X 1 1/4 IN	3
5	82722	527665	BRACKET, PIPE	1
6	82722	17063	BOLT, 3/8 IN -16 X 1 1/4 SQ HEAD	4
7	82722	527566	COVER, DIAPHRAGM	1
8	82722	522980	DIAPHRAGM	1
9	82722	527572	FOLLOWER, DIAPHRAGM	1
10	82722	525125	SPRING	1
11	82722	527573	SEAT, SPRING	1
12	82722	512612	RETAINER	1
13	82722	534662	O-RING, 3/8 O D	1
14	82722	527579	VALVE, EXHAUST	1
15	82722	523619	GASKET, 1/2 OD RING	5
16	82722	527587	BODY, VALVE	1
17	82722	529161	RING, STRAINER RETAINING	3
18	82722	527583	STRAINER	3
19	82722	531257	STUD	2
20	82722	527581	GASKET, CHECK VALVE BODY	1
21	82722	527575	BODY, CHECK VALVE	1
22	82722	524612	O-RING, 1/2 IN O D	1
23	82722	527578	VALVE, SUPPLY	1
24	82722	527588	SPRING, SUPPLY VALVE	1
25	82722	527582	GASKET, CHECK VALVE COVER	1
26	82722	527580	COVER, CHECK VALVE BODY	1
27	82722	97130	EXCLUDER, 1/4 IN WASP	1
			END OF FIGURE	

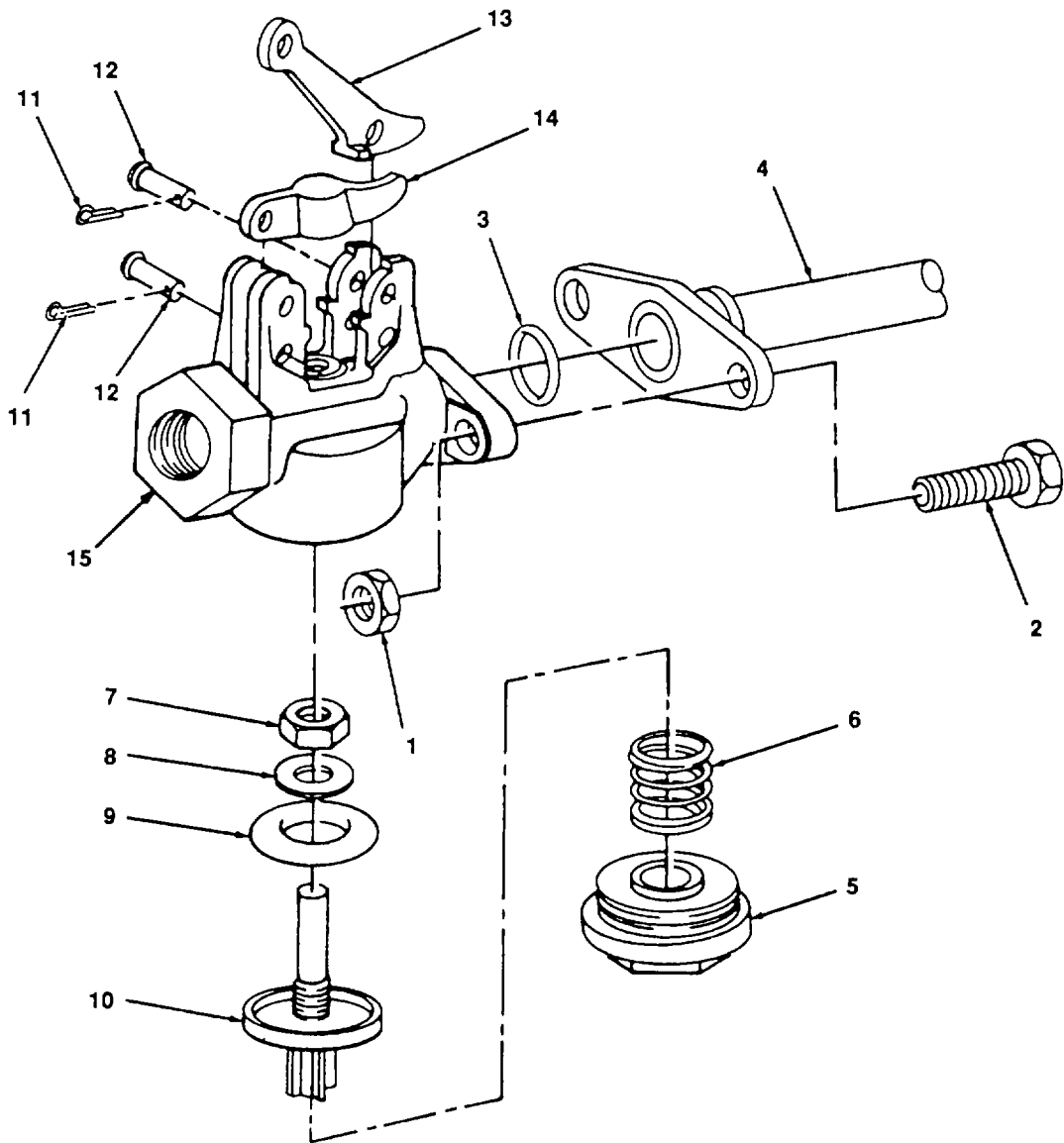


Figure 137. Valve, Emergency Brake.

(1) ITEM NO.	(2) FSCM	(3) PART NUMBER	(4) DESCRIPTION AND USABLE ON CODE	(5) QTY
			GROUP 19 BRAKE SYSTEM, AIR	
			FIG. 137 VALVE, EMERGENCY BRAKE	
1	96906	MS51922-33	NUT, LOCK, 3/8	2
2	96906	MS90725-58	BOLT	2
3	82722	GASK854N	GASKET	1
4	82722	565262	PIPE, FLANGE, 1 1/4	1
5	82722	535708	NUT, CAP	1
6	82722	7448	SPRING	1
7	82722	502365	NUT, 1/2 IN, HEX	1
8	82722	535707	WASHER, FLAT	1
9	82722	92273	SEAT, VALVE	1
10	82722	535706	VALVE	1
11	82722	4045	COTTER PIN, 3/32 X 1/2 IN	2
12	82722	535710	RIVET, 5/16 X 1 1/4 IN	2
13	82722	535709	LEVER, OPERATING	1
14	82722	13574	LEVER, VALVE	1
15	82722	535704	BODY	1
			END OF FIGURE	

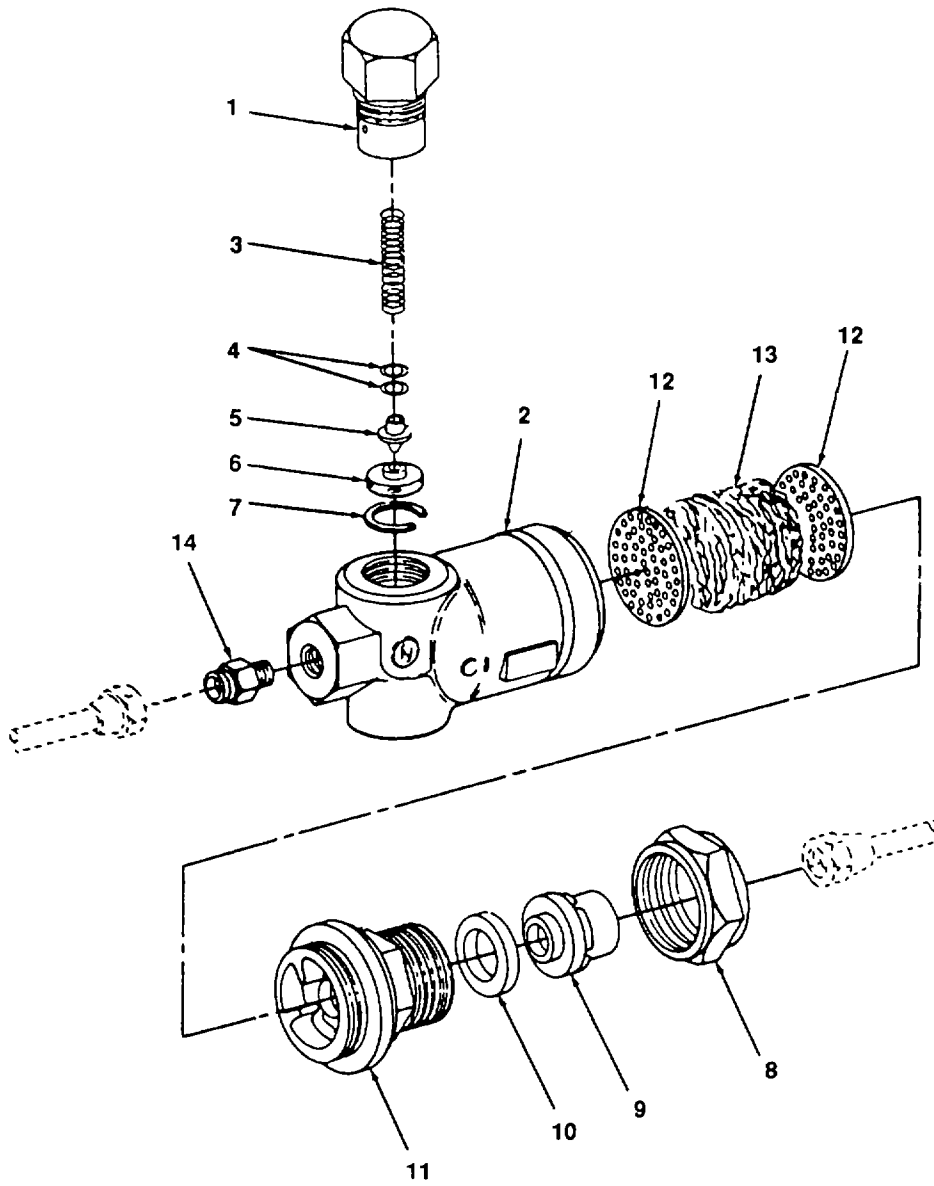


Figure 138. Valve, Strainer and Check.

(1) ITEM NO.	(2) FSCM	(3) PART NUMBER	(4) DESCRIPTION AND USABLE ON CODE	(5) QTY
			GROUP 19 BRAKE SYSTEM, AIR	
			FIG 138 VALVE, STRAINER AND CHECK	
1	82722	543860	NUT, CAP	1
2	82722	24892	BODY	1
3	82722	95618	SPRING	1
4	82722	543859	SHIM	2
5	82722	543857	SEAL, SPRING	1
6	82722	542227	VALVE, CHECK	1
7	82722	543858	RING, SNAP	1
8	82722	2165	NUT	1
9	82722	14294	SWIVEL, 3/8 IN.	1
10	82722	81598	GASKET, 1 5/32 IN	1
11	82722	14661	NUT, CAP	1
12	82722	1044	STRAINER	2
13	82722	734877	HAIR, CURLED	1
14	82722	25906	FITTING, 3/8 CHOKE	1
			END OF FIGURE	

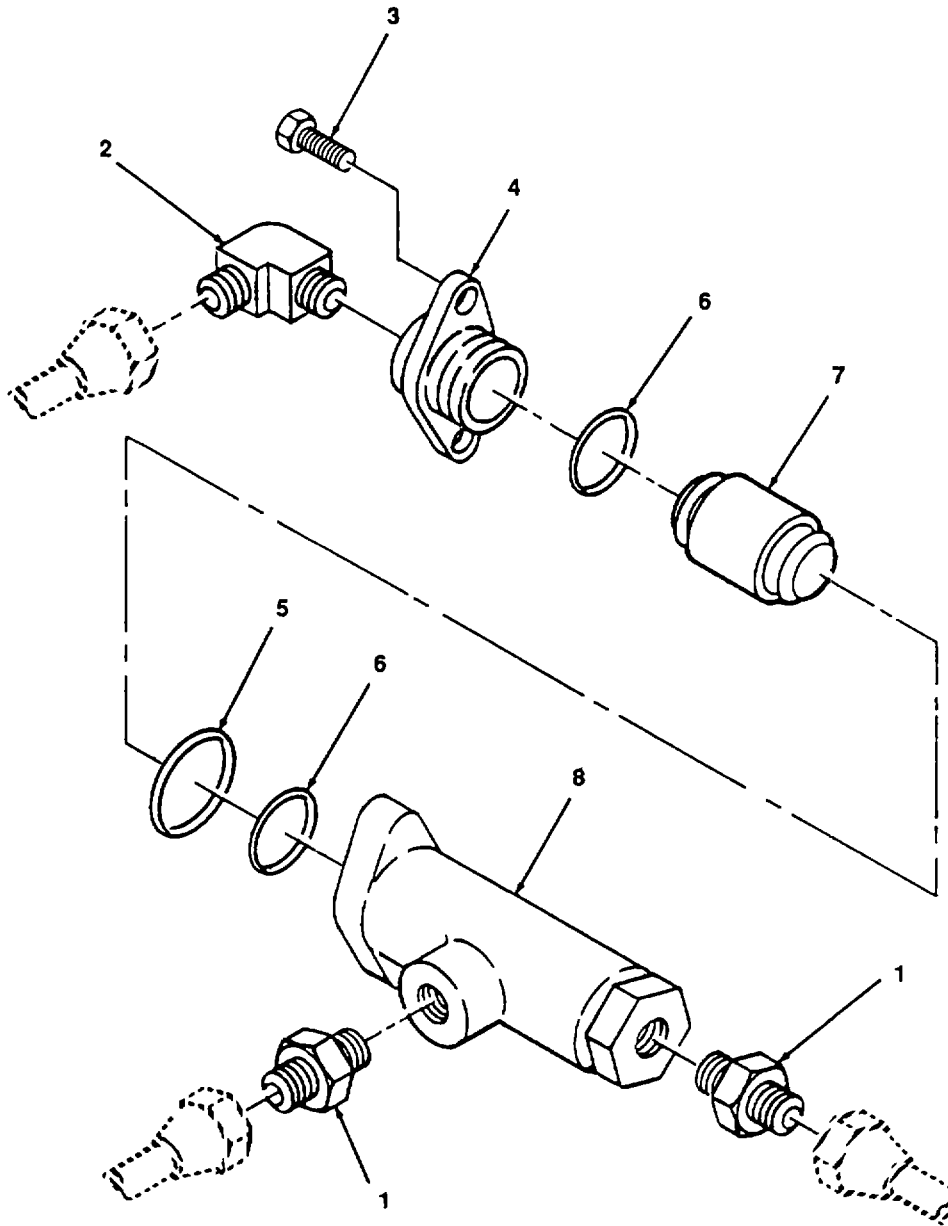


Figure 139. Valve, No. 24 Double Check.

(1) ITEM NO.	(2) FSCM	(3) PART NUMBER	(4) DESCRIPTION AND USABLE ON CODE	(5) QTY
			GROUP 19 BRAKE SYSTEM, AIR	
			FIG 139 VALVE, NO 24, DOUBLE CHECK	
1	30327	648F1 -2X3-8	ADAPTER, PIPE TO TUBE, 1/2 IN	2
2	96906	MS51504-BB	ELBOW, 3/8 X 1/2	1
3	82722	96053	BOLT	2
4	82722	572686	FLANGE, END	1
5	82722	523842	O-RING, 5/8 IN O D	1
6	82722	523734	O-RING, 7/8 IN O D	2
7	82722	560981	VALVE	1
8	82722	560980	BODY	1
			END OF FIGURE	



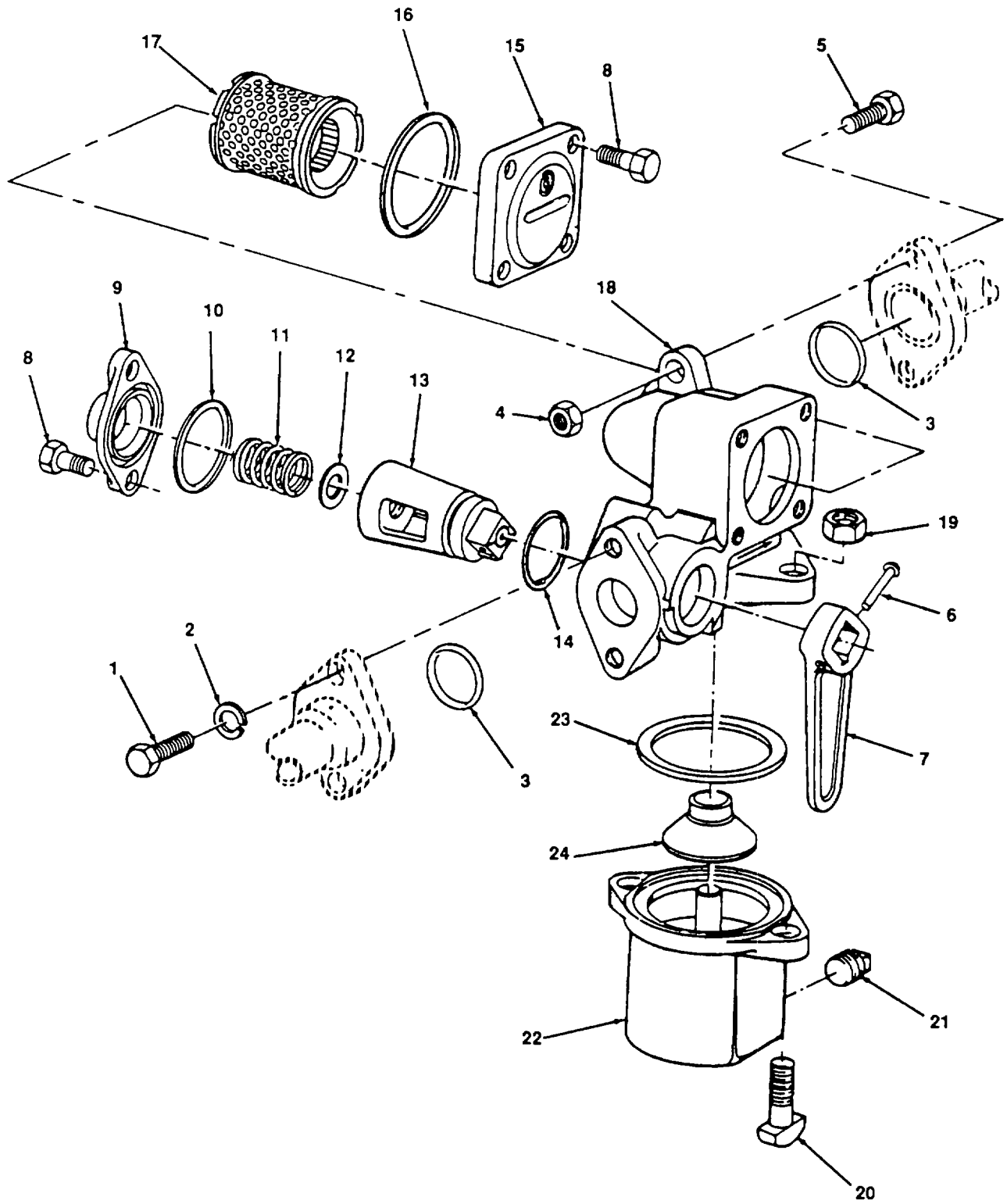
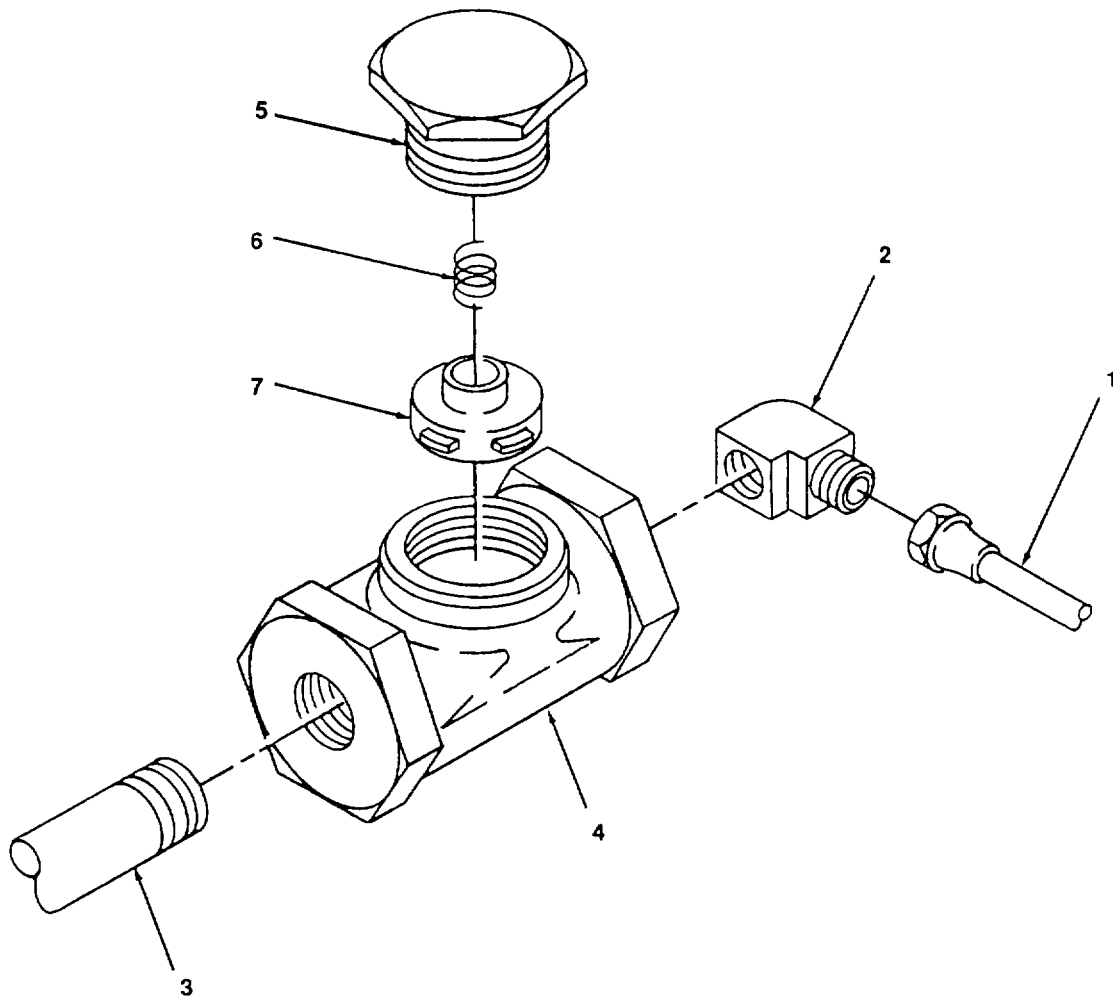


Figure 140. Cut-Out Cock Strainer.

(1) ITEM NO.	(2) FSCM	(3) PART NUMBER	(4) DESCRIPTION AND USABLE ON CODE	(5) QTY
			GROUP 19 BRAKE SYSTEM, AIR	
			FIG. 140 CUTOUT COCK AND STRAINER	
1	96906	MS90725	SCREW, HEX-HEAD, 3/8-16 X 1 IN	2
2	96906	MS35338-46	LOCKWASHER, 3/8 IN (NSN 5310-00-543-5101)	2
3	96906		GASKET (NSN 5330-00-365-6626)	2
4	96906	MS51922-33	LOCKNUTS, 1/2 IN NF (NSN 5310-00-068-8067)	2
5	96906	MS90725-115	BOLT, 1/2 X 2 IN. (NSN 5305-00-701-7628)	2
6	82722	735187	PIN	1
7	82722	562837	HANDLE	1
8	82722	7978	SCREW, HEX-HEAD	6
9	82722	94942	COVER, COCK KEY	1
10	82722	94826	GASKET	1
11	82722	2094	SPRING	1
12	82722	741758	WASHER,NYLON	1
13	82722	735279	KEY	1
14	82722	524794	O-RING, 1 1/2 IN O D	1
15	82722	558140	COVER, STRAINER	1
16	82722	532616	GASKET, 3 IN. O D RING	1
17	82722	569146	ELEMENT, FILTER	1
18	82722	562836	BODY	1
19	96906	2505	NUT, 1/2 IN. HEX	2
20	96906	10831	BOLT, 1/2 X 1 7/8 TEE HEAD	2
21	96906	33310	PLUG, 1/2 IN PIPE	1
22	82722	562838	CHAMBER, DIRT	1
23	96906	75932	GASKET, DIRT CHAMBER	1
24	96906	75551	VALVE, CHECK	1
			END OF FIGURE	



4834-141

Figure 141. Valve, Check, Rubber Seated.

(1) ITEM NO.	(2) FSCM	(3) PART NUMBER	(4) DESCRIPTION AND USABLE ON CODE	(5) QTY
1			GROUP 19 BRAKE SYSTEM, AIR FIG 141 VALVE, CHECK, RUBBER SEATED FITTING, AIR LINE (NSN 4730-00-288-0826) NOTE FITTING INCLUDES 1/2 IN FLARE NUT (NSN 4710-00-203-3172)	1
2	96906	MS51504-BB	ELBOW, 3/8 X 1/2	1
3	96906		NIPPLE, PIPE, 3/8 IN X 7/8 IN (NSN 4730-00-188-1864)	1
4	82722	543326	VALVE, RUBBER SEATED, CHECK ASSY	2
5	82722		NUT, FLARE, 1/2 IN (NSN 4710-00-203-3172)	
6	82722	543092	SPRING	1
7	82722	578336	VALVE	1
			END OF FIGURE	